

---

# TrendWall®

PRICE LIST | JANUARY 2023

For Canadian pricing, please visit [Trenddealer](#) to see the current conversion rate being used or contact your local Fellowes Representative.

## Surface Material Program

The Fellowes Surface Material Program includes a broad selection of coordinated fabrics, laminate and trim finish options. Additionally, Fellowes offers a Customers Own Material (COM) program to allow customers to further personalize their work stations.

The following sections describe the Fellowes Surface Materials vocabulary.

### Standard Program

Fellowes' Standard Program of timeless and popular fabrics, finishes, vinyls and laminates, is recommended for corporate standards programs. These fabrics are carded and swatched by Fellowes. Materials in the Fellowes Standard Program offering are readily available for orders to ship within 2-4 weeks. Refer to individual panels for fire rating classifications.

### Scheduled Program

Fellowes' Schedule Program is made up of additional colors of standard patterns, as well as an evolving collection of fabrics from our textile partners designed to solve all your needs. Influenced and kept up to date by emerging trends, the typical life span in this program is one to three years and is not considered part of the standard program. To see the Scheduled fabrics go to the surface material page on our website at [www.Trendway.com](http://www.Trendway.com) and filter for "Scheduled" under "Lead-Times". Scheduled fabrics may have different lead time than standard fabrics. Please call Fellowes customer care for estimated ship dates.

Both Standard and Scheduled Materials in this program comply with the industry standards for quality and performance.

They all pass California Technical Bulletin 117-2013 and are listed as part of the UL recognized component program.

### COM

Customers Own Material program allows customers to select and specify their own fabric or laminate on Fellowes product. For detailed information please see page 66 or [Trenddealer.com](http://Trenddealer.com).

### Pre-Approved COM

Select from popular COM fabrics pre-approved by Fellowes. Customers are able to search the COM library on [dealer.trendway.com](http://dealer.trendway.com) for fabrics and specific applications that have passed manufacturability testing on Fellowes product.

## HOW TO ORDER SAMPLES

### Standard Program Binder Cards

Seating and panel binder cards are available through Fellowes fulfillment. [dealer.trendway.com](http://dealer.trendway.com)

### Standard Program Samples

Samples of fabrics and finishes are available through Fellowes fulfillment. [dealer.trendway.com](http://dealer.trendway.com)

### Scheduled Samples

**Samples must be ordered directly through the supplier.** Contact information is listed below and also on our website [www.trendway.com/surface-materials](http://www.trendway.com/surface-materials). Click on the link next to the swatch samples.

#### Camira

[www.camirafabrics.com](http://www.camirafabrics.com)  
1-616-288-0655

#### Culp Contract

[www.culpcontract.com](http://www.culpcontract.com)  
336-888-6274

#### Guilford Of Maine®

[www.guilfordofmaine.com](http://www.guilfordofmaine.com)  
1-800-544-0200

#### Mayer Fabrics

[www.mayerfabrics.com](http://www.mayerfabrics.com)  
1-800-428-4415

#### Momentum® Textiles

[www.memosamples.com](http://www.memosamples.com)  
1-800-366-6839

#### Nevamar

[www.nevamar.com](http://www.nevamar.com)  
1-800-638-4380

#### Pionite

[www.pionite.com](http://www.pionite.com)  
1-800-746-6483

#### Ultrafabrics®

[www.ultrafabricsinc.com](http://www.ultrafabricsinc.com)  
914-460-1730

#### Wilsonart®

[www.wilsonart.com](http://www.wilsonart.com)  
1-800-433-3222

## Surface Material Legend

 = 100% Recycled Content

 = Bleach Cleanable. Refer to specific cleaning instructions for each fabric on [www.Trendway.com](http://www.Trendway.com).

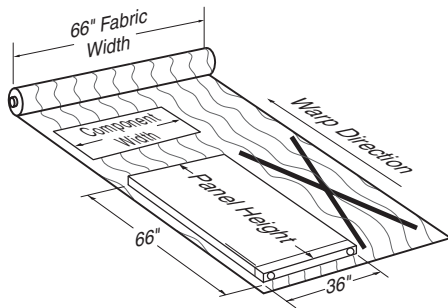
Pattern	Capture Tiles	Choices Panels & All Systems Components	Fabric Screens	Tackboards		TrendWall	Volo	Cushion Tops
				> 60"	< 60"			
Amaze	↓	↓	↓	R	↓	↓	↓	•
Anchorage	↓	↓	↓	R	↓	•	↓	•
Aurora	↓	↓	↓	R	↓	↓	↓	•
Chase	↓	↓	↓	R	↓	↓	↓	•
Framework	↕	↕	↕	↕	↕	•	↕	•
Glint	↓	↓	↓	R	↓	↓	↓	•
Intermix	↓	↓	•	R	↓	↓	↓	•
Intuition*	↓	•	•	R	↓	•	↓	↓
Merge	↕	↕	↕	↕	↕	↕	↕	↕
Mingle	↓	↓	↓	R	↓	•	•	•
Netiquette**	↓	•	•	R	↓	↓	↓	•
Pact	↓	↓	↓	R	↓	↓	↓	•
Pursuit	↓	↓	↓	R	↓	↓	↓	•
Tabby Weave	↕	↕	↕	↕	↕	↕	↕	•

- Not Available
- ↕ Non Directional - Pattern will be applied for best yield
- ↓ Down Roll - The height dimension of the tile or component is parallel to the warp of the fabric
- R Railroaded - The height dimension of the tile or component is perpendicular to the warp of the fabric
- \* Multi-use fabric (seating and panel) available on Capture, Fabric Screens, and Volo
- \*\* Not available on Choices Panels, but approved on Choice's Tackboards and Flipper Doors

### Down-Roll (↓)

Down-roll means the height dimension of the tile or component is parallel to the warp of the fabric (Fig. A).

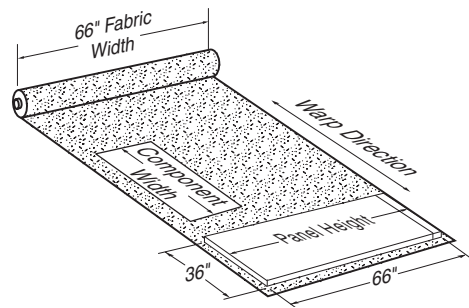
Fig. A



### Railroad

Railroad means the height dimension of the tile or component is perpendicular to the warp of the fabric (Fig. B).

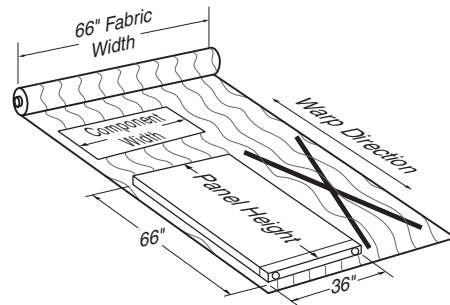
Fig. B



### COM Fabrics

COM fabrics may be applied either Down-roll (Fig. A) or Railroad (Fig. B). When choosing Railroad on COM fabrics please note that 84" (2134)-high Choices and TrendWall Panels cannot be Railroad due to panel fabric being 66" (1676)-wide (Fig. C).

Fig. C



## Standard Panel Fabrics

Framework	Grade 0	Intermix 	Grade 1	Tabby Weave 	Grade 2
<b>Value Fabric</b>		 <b>Guilford of Maine</b>			
KK1	Cappuccino	KDM	Foggy	QQ3	Cement Mix
BJ7	Dove Gray	KDK	Husky	175	Crystal Blue
KK2	Espresso	KDT	Neptune	238	Grey Mix
B4Y	Eucalyptus	KDJ	Rocket Ship	K99	Medium Grey
B4X	Gray Blue	KDH	Seagull	380	Quartz
KJX	Grotto	KDV	Smoky Quartz	BV2	Silver Papier
BFP	Hunter	KDR	Swan	150	Wegewood
BFR	Marble				
B4V	Sandy Pebble				
BG8	Twilight				
		<b>Mingle</b>	<b>Grade 1</b>	<b>Anchorage</b> 	<b>Grade 3</b>
		<b>Guilford of Maine</b>		<b>Guilford Of Maine</b>	
<b>Merge</b>	<b>Grade 0</b>	Z53	Biscuit	AR1	Angora
Z42	Dove	Z4X	Carbon	AR0	Asteroid
Z43	Driftwood	Z4Y	Crystal	BF4	Aubergine
Z44	Eucalyptus	Z52	Wheatberry	AQ8	Birch
Z45	Fawn	Z51	Winter	BF9	Cobalt
Z46	Fire Engine			AQ7	Deep Water
Z47	Graphite			BFM	Graphite
Z49	Green Apple	<b>Netiquette</b>	<b>Grade 1</b>	BFF	Green Apple
Z4A	Ivy	KK5	Analog	BFA	Lapis
Z4C	Mandarin	KK3	Chipset	BFD	Midnight
Z4D	Marshmallow	KK4	Dashboard	GEB	Onyx
Z4F	Midnight	KK8	Gamma	KX1	Pool
Z4H	Slate	KK7	Inkjet	BF2	Pumpkin
		KKC	Pixel	AQ6	Quarry Blue
		KKA	Refresh	BFN	Red Delicious
		KK6	Schema	AQ5	Slate
		KK9	Vector	BFC	Thistle
				AQ1	Vanilla
				BXP	Waterfall
				BFG	Willow
				BFJ	Wolf
<b>Amaze</b>	<b>Grade 1</b>	<b>Pursuit</b> 	<b>Grade 1</b>	<b>Glint</b> 	<b>Grade 3</b>
<b>Guilford of Maine</b>		 <b>Guilford of Maine</b>		<b>Momentum</b>	
Z4W	Morel	KDG	Cement	KG4	Caspian
Z4T	Platinum	KDA	Dove	KG5	Column
Z4V	Steel	KDF	Elephant	KG7	Gypsum
Z4U	Sky	KDC	Mist Grey	KG9	Opal
		KD9	Whisper	KJ2	Pumice
		KDD	White Linen	KGC	Relic
				KGE	Serene
				KGf	Shale
<b>Aurora</b>	<b>Grade 1</b>			<b>Intuition*</b>	<b>Grade 4</b>
<b>Guilford of Maine</b>				<b>Guilford of Maine</b>	
Z55	Cloud			Z27	Bisque
Z54	Frost			Z2C	Honey
Z56	Latte			Z2E	Peacock
Z57	Pewter			Z2G	Sage
Z58	Granite				
<b>Chase</b>	<b>Grade 1</b>	<b>Pact</b> 	<b>Grade 2</b>		
<b>Guilford of Maine</b>		<b>Guilford of Maine</b>			
Z4K	Coin	BM5	Aloe		
Z4M	Ecru	BM8	Coastal		
Z4P	Mushroom	BMA	Dove		
Z4R	Pumice	BME	Fern		
Z4N	Shadow	BMF	Harbour		
		BMJ	Midnight		
		BMM	Patina		
		BMN	Putty		
		BMU	Sketch		
		BMW	Taupe		
		BMX	Toasty		

\* Available on Capture, Fabric Screens, and Volo

To see all fabric options, go to [Trendway.com](https://www.trendway.com)

## High Pressure Laminates – for Work Surfaces and Laminate Tiles

### Standard Program

#### Grade 1

##### Solid

583	Charcoal
J0C	Designer White
J9D	Graphite
573	Light Gray
J20	Sand
J04	Shadow
J11	Stucco

##### Pattern

J6B	Casual Linen
J6A	Classic Linen
J69	Crisp Linen
J9H	Earthen Twill
JM4	Evening Tigris
J9J	Graphite Twill
J09	White Tigris
J9G	Sarum Twill

##### Woodgrain

J0G	Beigewood
J0D	Brazilwood
J2A	Empire Mahogany
J9X	Espresso Pearwood
J98	Finnish Oak
J25	Fusion Maple
J99	Walnut
J1R	Wild Cherry

#### Grade 2

##### Woodgrain

J9C	Phantom Charcoal
J9B	Phantom Ecu
J9A	Phantom Pearl

## Thermofused Laminates – for Storage and Laminate Tiles

### Standard Program

#### Solid

XZ4	Black
XZH	Designer White

#### Grade 1

#### Woodgrain

#### Grade 1

XZ8	Beigewood
XZE	Brazilwood
XZ3	Empire Mahogany
XY6	Espresso Pearwood
XYZ	Finnish Oak
XZ2	Fusion Maple
XZZ	Walnut
XZ1	Wild Cherry

#### Woodgrain

#### Grade 2

XY2	Phantom Charcoal
XY1	Phantom Ecu
XY0	Phantom Pearl

Surface  
Materials

TrendWall  
Information

TrendWall  
Space  
Planning

TrendWall  
Panels

TrendWall  
Doors

TrendWall  
Accessories

TrendWall  
Conditions

TrendWall  
Electrical  
Components

TrendWall  
Terms &  
Policies

## Standard Systems Finishes

Fellowes standard paints include smooth and textured styles in our six trim colors. If textured or premium finishes are specified, non-painted components will default to the coordinating standard smooth trim color. Non-painted components include, but are not limited to, base trim, window moldings, special angle conditions, etc.

### Systems Paints and Trim

K	Charcoal	TK	Textured Charcoal
DW	Designer White	TDW	Textured Designer White
G	Gray	TL	Textured Light Gray
L	Light Gray	TY	Textured Sand
Y	Sand	TJ	Textured Stucco
J	Stucco		

## Premium Scheduled Systems Finishes

Premium finishes are offered at a modest upcharge. Please refer to a specific item in your price book to determine the amount of upcharge.

### Smooth Metallic Paint

PA	Platinum (Smooth)
----	-------------------

## Panel Vinyls

### Woodgrain

AS4	Sorrel Pear
-----	-------------

### Solid

V52	Textured Designer White	V53	Platinum
V39	Textured Charcoal	V48	Textured Sand
V51	Textured Light Gray	V49	Textured Stucco

## Door Vinyls

**Door edge color will be as indicated unless otherwise specified.**

### Woodgrain

AS4	Sorrel Pear	Door Edge Color	Match panel trim color
-----	-------------	-----------------	------------------------

### Solid

V39	Textured Charcoal	Door Edge Color	Charcoal
V52	Textured Designer White		Designer White
V51	Textured Light Gray		Light Gray
V53	Platinum		Platinum
V48	Textured Sand		Sand
V49	Textured Stucco		Stucco

Note: Lite frame and louvers match panel trim color.

## Glazing

Note: Due to the nature of the material and its manufacturing process, glass may exhibit minor imperfections. The presence of a limited amount of them is considered acceptable quality under industry standards. Fellowes follows ASTM C1036 Q3 Industry Standards as a reference for all glass quality guidelines.

## TrendWall

TrendWall can be specified with or without Fellowes-supplied glazing. If specified to be supplied by Fellowes, the glazing will be shipped separately in its own crating to be installed AFTER the panels have been installed.

Note: If glazing is to be supplied by Fellowes, there is a crating upcharge for orders less than 10 pieces. Pricing is as follows:

- Eastern Region – \$501 list
- Central Region – \$645 list
- Western Region (including all of Canada) – \$931 list

Fellowes offers several glazing options for its glass panels, doors and transoms.

- GN – No Glazing, supplied in the field
- G2 – Tempered Glass
- G3 – Safety Glass

### TrendWall Swing Door & Panels – Glass Options

Safety Glass	G2
T03	1/4" Clear Tempered Glass
Safety Glass	G3
T04	1/4" Frost Tempered Glass
T05	1/4" Clear Laminated Glass

### TrendWall Sliding Door – Glass Options

Safety Glass	G1Z
T2A	1/4" Clear Tempered Glass
Safety Glass	G3Z
T2C	1/4" Frost Tempered Glass
T2B	1/4" Clear Laminated Glass

## CROSS REFERENCE

High Pressure Laminate (HPL), Thermofused Laminate (TFL), Edgebanding, Wood Veneer, Panel Vinyl

Solid Color Name	HPL Capture, Choices, Pack, Worksurfaces	TFL Capture, Intrinsic, Trig	Edgeband	Finish Code	Panel Vinyl Choices, TrendWall, Volo
Black		XZ4			
Charcoal**	583		K	K	V39
Designer White**	J0C	XZH	E1	DW	V52
Graphite	J9D		E6		
Gray**				G	
Light Gray**	573		L	L	V51
Platinum**				PA	V53
Sand**	J20		Y	Y	V48
Shadow	J04		E7		
Stucco**	J11		J	J	V49

Pattern Color Name	HPL Capture, Choices, Pack, Worksurfaces	Edgeband
Casual Linen	J6B	E8
Classic Linen	J6A	E9
Crisp Linen	J69	EB
Earthen Twill	J9H	EG
Graphite Twill	J9J	EH
Sarum Twill	J9G	EE

Woodgrain Pattern Name	HPL Capture, Choices, Pack, Worksurfaces	TFL Capture, Intrinsic, Trig	Edgeband	Wood Veneer Volo	Panel Vinyl TrendWall
Beigewood	J0G	XZ8	W8	M4	
Brazilwood	J0D	XZE	WE	M5	
Empire Mahogany		XZ3	W7	M8	
Espresso Pearwood	J9X	XY6	ER		
Finnish Oak	J98	XZY	WY		
Fusion Maple	J25	XZ2	W5	M2	
Phantom Charcoal	J9C	XY2	E5		
Phantom Ecu	J9B	XY1	E4		
Phantom Pearl	J9A	XY0	E3		
Sorrel Pear					AS4
Walnut	J99	XZZ	WZ		
Wild Cherry	J1R	XZ1	W6	M9	

\*\* Fellowes standard trim paint color

To see all finish options, go to [Trendway.com](https://www.trendway.com)



## TRENDWALL MOVEABLE WALLS

TrendWall panels are the first floor-to-ceiling panels to integrate fully with the open plan office.

Panels are shipped complete. Base covers, floor plates and crown are shipped in 12' (3658) lengths which may be field trimmed for a clean, permanent appearance. When a corner or end condition is specified, Fellowes includes all needed trim kits.

Electrical and communications needs can be channeled through wireways located between panels behind pilaster and at the base of each panel. When TrendWall POWERPAC® Electrical is specified, Fellowes will plan and include the electrical components and the optional pilaster covers with switch or receptacle punch-outs.

## PANEL TYPES

### Vinyl Panels

Vinyl surfaced TrendWall panels have welded steel frames with vinyl laminated to gypsum surfaces. The core is filled with therma-fiber. The Vinyl Panel provides an attractive, easily maintained panel to meet any layout requirement.

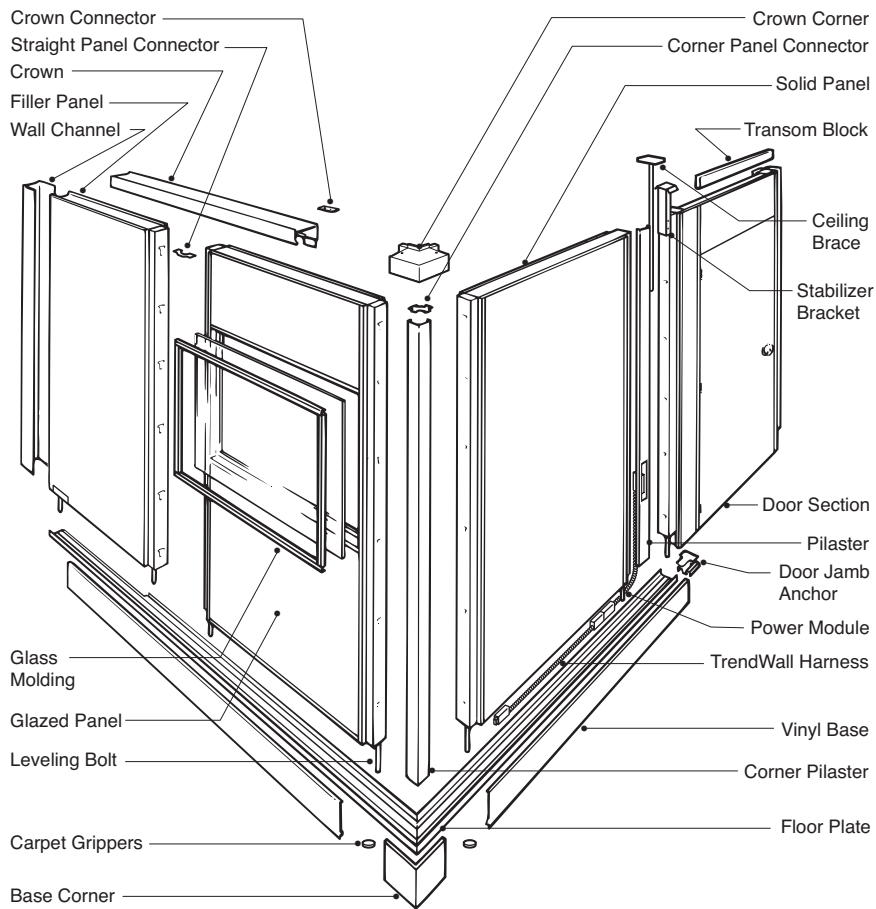
Vinyl Panels are available in a wide range of solid colors.

### Fabric Panels

Fabric Panels are made with the same construction as the Vinyl Panels. The surface is laminated with fabric. They are available in five fabric grades and a wide variety of colors.

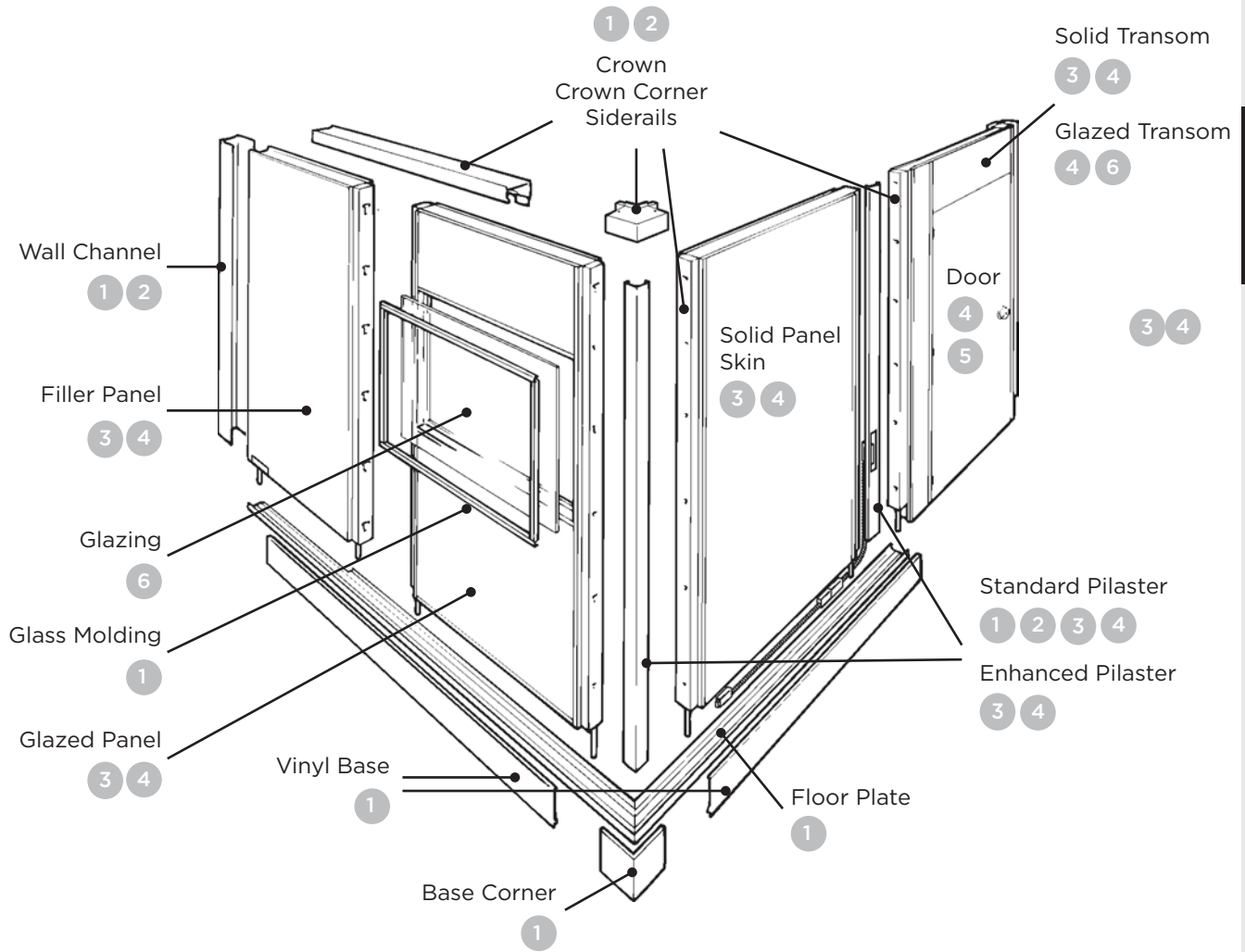
## Vinyl/Fabric Panels

Vinyl/Fabric Panels offer the advantages of the durability of vinyl on one side of the panel and aesthetics of fabric on the other. A typical application would be a shared wall between a storage room and an executive office, with the fabric side facing the office. These panels are available in the full range of vinyls and fabrics.



- Surface Materials
- TrendWall Information
- TrendWall Space Planning
- TrendWall Panels
- TrendWall Doors
- TrendWall Accessories
- TrendWall Conditions
- TrendWall Electrical Components
- TrendWall Terms & Policies

## TrendWall Surface Material Legend



### Trim and Paint Colors

- 1 Smooth Trim and Paint Colors
- 2 Textured Paint Colors

### Fabric

- 3 TrendWall-Approved Fabric
 

Fine Point	Pact
Glint	Proverb
Intermix	Pursuit
Kinect	Script
Meander	Switchback
Merge	Tabby Weave
Metallation	Tenor
Netiquette	Universe

### Vinyl

- 4 Textured Vinyl
 

Textured Charcoal.....	V39
Textured Designer White....	V52
Textured Gray.....	V38
Textured Light Gray .....	V51
Textured Sand.....	V48
Textured Stucco.....	V49
- Smooth Vinyl
 

American Natural.....	AS2
Platinum.....	V53
Sorrel Pear.....	AS4

### Laminates (HPL)

- 5 See page 4 for complete listing

### Glazing

- 6 Clear Tempered Glass..... T03
- Frosted Tempered Glass.... T04
- Clear Laminated Glass..... T05

## Glazed Panels —

### Hi Lite, Full Lite, Full Lite to Door Height and Window Lite, and Sliding Window Lite

All Glazed Panels have steel frame construction and have a small section at the bottom of vinyl or fabric. Panels are shipped without glass and include an extruded vinyl molding designed to accommodate glass thickness of 1/4" (6).

The Hi Lite Panel has an opening starting at the 6'8" (2032) or 7' (2134) door height and extending to the crown. The Full Lite Panel has an opening that extends from just above the base to the crown. The Full Lite to Door Height Panel has an opening that starts at just above the base but only extends to door height 6'8" (2032) and 7' (2134). The Window Lite Panel has a standard opening which starts at 42 1/2" (1067) above the floor and extends to door height. Optional sized openings are available and should be specified on the order form. All glass is Tempered Glass.

### Glazing Options

- Fellowes offers three ways to add glazing to Glazed Panels and doors.
- GN – No Glazing, supplied in the field
  - G2 – Tempered Glass
  - G3 – Frost or Clear Laminated Glass

### Door Sections

Door Sections are available a door only (3.5" wide), or a door with side panel (4" wide). Side Panels are vinyl or fabric. Standard doors are vinyl surfaced, 3' (914) by 6'8" (2032) or 7' (2134) by 1 3/4" (44)-thick hollow core. Door Panels are shipped with doors pre-hung in steel jambs with hinges. Six standard swing door styles are available: Flush, Flush with Standard Louver, Half Lite, Half Lite with Louver, Vision Lite, or solid core door with Full Lite (glass not included in any door). Optional doors and hardware may be specified by contacting Fellowes Customer Care at 1-800-893-8115. Doors and Transoms are also available in special finishes.

## Wall Filler Panels

Wall Filler Panels are available to compensate for uneven wall conditions without shimming. A wall filler panel has a vinyl or fabric surface laminated to a core of foam and gypsum. The filler panel is placed at the end of a run of panels that abuts a fixed wall. Because one end of the panel can be easily field trimmed, it can compensate for inexact measurements or uneven wall conditions.

## PANEL CONNECTIONS

The TrendWall Panel System has one-piece connectors that slide into slots in the panel's side rails. Connectors are designed to accommodate the laying-in of electrical and communications wiring while still allowing the removal of the panel without disturbing the wiring. All panels are shipped with the connectors required for attaching one panel to another.

Corner Connectors will be included for each corner condition that is specified in the panel layout. If the layout requires angles other than 180° or 90°, you can specify the angle required on the order. Where special requirements are needed, you should send a copy of the layout along with your order, noting the areas requiring special conditions. There will be an extra charge for these special conditions.

## Pilasters

Pilasters are available in Standard or Enhanced styles and are designed to snap into place between panels to conceal the panel connectors and wiring. Panels include two matching pilasters, one for each side of the panel. Standard punchouts are available to accommodate electrical, data and switches. Pilasters are available in all vinyl finishes and all fabric colors.

## Crown and Vinyl Base

All Crown and Vinyl Base are specified during layout and ordered as line items. Crown and Vinyl Base are shipped in 6' (1829) or 12' (3658) lengths and must be trimmed at the site if necessary. Crown Corners are pre-formed.

## ELECTRICAL COMPONENTS

### Power Modules

Power Modules are available in three styles to bring power access to the area between the panels at varying heights. One end has a connector for attachment to Pass-Through Harnesses and the other end has a distribution block to accept Power Duplexes, one on each side.

## Power Duplexes

The Power Duplex plugs into the distribution block on the Power Module to access the power circuit. Each Power Duplex is clearly marked for Circuit I, II, III or IVΔ access. Circuit IVΔ has an orange numeral and delta symbol (Δ) to indicate it accesses the dedicated circuit.

## Top Feed

The CFTP Ceiling Feed supplies power from the ceiling to the distribution block on the Power Module.

## Pass-Through Harnesses

Pass-Through Harnesses bring power from a feed point to a distribution point at a Power Module. Harnesses are available in lengths from 24" (610) to 141" (3581) in 3" (76) increments.

## Electrical boxes for hardwire and switch patch:

- Appleton M1-250 (Orderable through Fellowes #SITM1250)
- Bowers 1-MBS
- Raco 562
- Thomas & Betts GW-125-C
- or equivalent

With a knowledge of the TrendWall product offering, you can now begin to plan your space.

**If you are working with an existing space, you must make an on-site inspection to determine the ceiling height. This is probably the most important step in the design phase. TrendWall panels have  $\frac{3}{4}$ " (19) adjustment upward and  $\frac{3}{4}$ " (19) adjustment downward.**

Panels are available in three standard heights of 8' (2438), 9' (2743) and 10' (3048) for floor-to-ceiling applications. However, if your requirements call for a panel of 7'2" (2184) for cornice height installations, you can specify that size and use the 8' (2438) panel price.

The area into which the Crown is attached must be sound. When installing into a suspended ceiling, the Crown is screwed into the metal "T" frames with self-tapping screws.

There are many physical characteristics of a building that can be critical to the development of your space plan. Besides the ceiling height, there are windows, columns, doors, elevators, light fixtures, sprinklers and ductwork. Also, observe interior finishes and floor construction and record all of this data on your first trip to the job site to save on return trips.

Fellowes will assist in developing your space planning, figuring the panel widths and types of hardware needed. All you need to do is determine the size of the office and the requirements of the individual in the space. Do this by surveying departments or individuals to find the equipment and amount of work area required. This will determine the filing, work surface storage and special equipment needs of each office. This information should be provided to Fellowes; then Fellowes can assist in developing the final space plan.

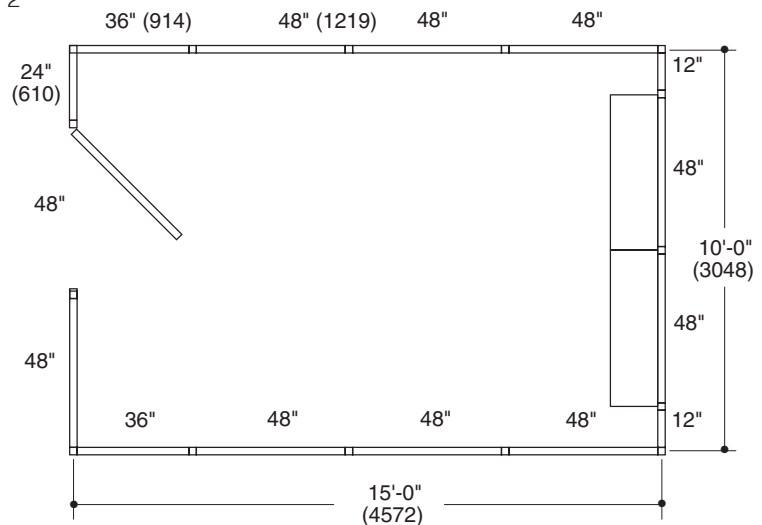
### TrendWall Office Layout

When designing your layout, it is best to work in standard dimensions of even footage. An example is shown in the sample layout (Figure 2): 15' (4572) by 10' (3048).

An important consideration is the cost of the different panel types and sizes. The most cost-efficient size is the 4' (1219)-wide panel (see "Panel Pricing"). It takes less time to install 12 lineal feet of 4' (1219) panels than 12 lineal feet of 2' (610) panels. Also, for future changes, standard width panel modules will make modifications easier.

The first step is to measure the perimeter dimension of the space to be enclosed. Be sure to measure through

Figure 2



door sections and glazed panels. This represents the total footage of TrendWall panels required. The individual cost of the door is an added upcharge page 28.

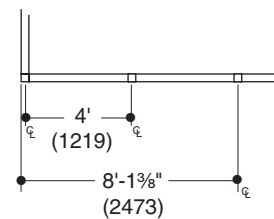
Panel widths are based on center-to-center of the connection device so there is no addition of width in a straight line connection. TrendWall panels are  $2\frac{3}{4}$ " (70) thick. Half this thickness  $1\frac{3}{8}$ " (35) must be added to the length of the panel run for an outside dimension, or subtracted for an inside dimension when panels are joined in a 90° corner condition (Figure 3).

Once you have decided the amount of space and the components desired, Fellowes will figure the widths of panels needed to achieve your office plan. Notice that we have used two 4' (1219)-wide panels to accommodate the Lateral Files side-to-side (Figure 2). 1' (305)-wide panels on either end of that wall make up the rest of the 10' (3048) width and center the components on the wall. Minimum width panel available is 6" (152).

### Component Planning

To accommodate mounting accessories, specify either Solid Panels or Hi Lite Glazed Panels for Accessory Mounting panels.

Figure 3



## ELECTRICAL PLANNING

### POWERPAC® Electrical

The TrendWall POWERPAC® 8 Wire Electrical System offers the power and flexibility of four circuits, one with a dedicated neutral and ground.

The TrendWall electrical system is routed through the base wireway and up or down through the connections between panels. Power is distributed from panel-to-panel or a run of panels by the use of Pass-Through Harnesses. Pass-Through Harnesses are available in lengths of 24" (610) to 141" (3581) in 3" (76) increments. Power Modules are plugged into the Pass-Through Harnesses to provide power to the plug-in duplex receptacles. The SITCFTP or SITCFTP144 Ceiling Feed supplies power from the ceiling or floor to the distribution block on the Power Module.

Power Modules are available in two heights; 14" (356) on-center from the floor for standard height and 32" (813) on-center from the floor for work height access above a work surface. An optional work height adapter is available to extend power from a standard height module to work height. Power Modules attach between panels in standard width Straight Connections only. They will not attach in extended conditions.

### Hardwire Option

TrendWall Panels can be hardwired, if required, by routing conduit through the base wireways and run either up or down through the connections between panels. Electrical outlets and switches are mounted in junction boxes attached to the conduit.

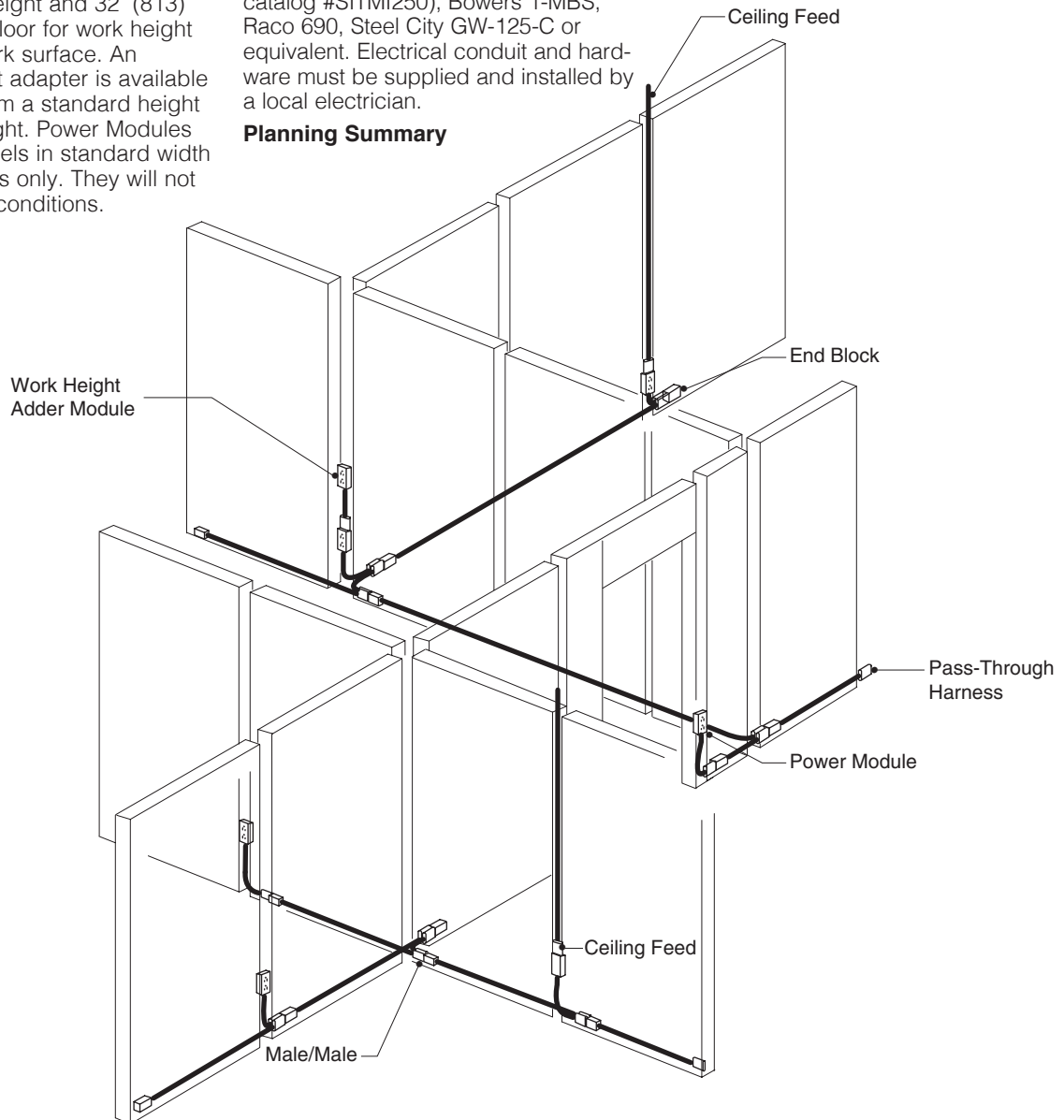
Switches and receptacles are accessed through punch-outs in the pilasters. Pilasters are available with a switch punch-out located 45" (1143) on-center from the floor. If switches are to be back-to-back on a pilaster, one must be specified with a punch-out located at least 5<sup>3</sup>/<sub>8</sub>" (137) above or below the other punch-out. The same would be required for a receptacle punch-out. Receptacle punch-outs are located 18" (457) on-center above the floor. Electrical boxes are not included, however, Fellowes recommends the use of one of the following: Appleton M1-250 (orderable through Fellowes catalog #SITMI250), Bowers 1-MBS, Raco 690, Steel City GW-125-C or equivalent. Electrical conduit and hardware must be supplied and installed by a local electrician.

### Planning Summary

These steps outline the planning process:

1. Measure the ceiling height throughout the space to be sure of ordering the correct panel height.
2. Measure area to be enclosed by TrendWall, including door and glazed panels.
3. Plan components, doors, and optional panels to meet requirements of each office.
4. Develop elevations of each office, showing placement of components, doors, etc.
5. Develop an electrical layout to show the placement of electrical switches, receptacles, etc.
6. Fellowes will figure widths of panels, hardware needed and POWERPAC electrical components. Plans will be returned to you for your review, to be signed and returned.

Figure 7





## Glazed Panel Glass Sizes

The following chart lists the glass size for standard size panels. To calculate glass sizes for panel sizes not listed, simply take the glass size for the next largest panel and SUBTRACT the panel size difference (in inches) from the glass size.

Examples:

1. For a WPGF4808 specified at a ceiling height of 95" the glass size to order is:
  - a.  $82.75" - 1" = 81.75"$
  - b.  $43.625"$

2. For a WPGF4208 specified at a ceiling height of 95" the glass size to order is:

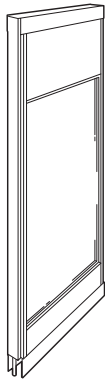
- a.  $82.75" - 1" = 81.75"$
- b.  $43.625" - 6" = 37.625"$  (43.625 from the chart for a 48"-wide panel - 6" as  $48" - 42" = 6"$ )

3. For a WPGD4209 specified at a ceiling height of 104.5" and a door height of 7' the glass size to order is:

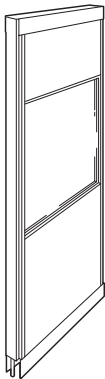
- a. 74.25" (For a DOOR LITE, the glass height is always 74.25, regardless of panel height)
- b.  $43.625" - 6" = 37.625"$



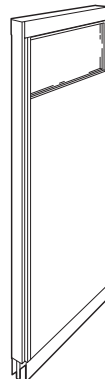
Glazed Full Lite



Glazed Full Lite to Door Height



Glazed Window Lite



Glazed Hi Lite

## Glass Sizes for Glazed Panels

### Full Lite

Panel Heights	Glass Heights	Widths			
		1' (305)	2' (610)	3' (914)	4' (1219)
8' (2438)	82 <sup>3</sup> / <sub>4</sub> " (2102)	7 <sup>5</sup> / <sub>8</sub> " (194)	19 <sup>5</sup> / <sub>8</sub> " (499)	31 <sup>5</sup> / <sub>8</sub> " (803)	43 <sup>5</sup> / <sub>8</sub> " (1108)
9' (2743)	94 <sup>3</sup> / <sub>4</sub> " (2407)	7 <sup>5</sup> / <sub>8</sub> " (194)	19 <sup>5</sup> / <sub>8</sub> " (499)	31 <sup>5</sup> / <sub>8</sub> " (803)	43 <sup>5</sup> / <sub>8</sub> " (1108)
10' (3048)	106 <sup>3</sup> / <sub>4</sub> " (2711)	7 <sup>5</sup> / <sub>8</sub> " (194)	19 <sup>5</sup> / <sub>8</sub> " (499)	31 <sup>5</sup> / <sub>8</sub> " (803)	43 <sup>5</sup> / <sub>8</sub> " (1108)

### Full Lite To Door Height — 6'8" (2032) Door

Panel Heights	Glass Heights	Widths			
		1' (305)	2' (610)	3' (914)	4' (1219)
8' (2438), 9' (2743), 10' (3048)	70 <sup>1</sup> / <sub>4</sub> " (1784)	7 <sup>5</sup> / <sub>8</sub> " (194)	19 <sup>5</sup> / <sub>8</sub> " (499)	31 <sup>5</sup> / <sub>8</sub> " (803)	43 <sup>5</sup> / <sub>8</sub> " (1108)

### Full Lite To Door Height — 7' (2134) Door

Panel Heights	Glass Heights	Widths			
		1' (305)	2' (610)	3' (914)	4' (1219)
8' (2438), 9' (2743), 10' (3048)	74 <sup>1</sup> / <sub>4</sub> " (1886)	7 <sup>5</sup> / <sub>8</sub> " (194)	19 <sup>5</sup> / <sub>8</sub> " (499)	31 <sup>5</sup> / <sub>8</sub> " (803)	43 <sup>5</sup> / <sub>8</sub> " (1108)

### Window Lite — 42" (1067) Glass Line To 6'8" (2032) Door Height

Panel Heights	Glass Heights	Widths			
		1' (305)	2' (610)	3' (914)	4' (1219)
8' (2438), 9' (2743), 10' (3048)	37" (940)	7 <sup>5</sup> / <sub>8</sub> " (194)	19 <sup>5</sup> / <sub>8</sub> " (499)	31 <sup>5</sup> / <sub>8</sub> " (803)	43 <sup>5</sup> / <sub>8</sub> " (1108)

### Window Lite — 42" (1067) Glass Line To 7' (2134) Door Height

Panel Heights	Glass Heights	Widths			
		1' (305)	2' (610)	3' (914)	4' (1219)
8' (2438), 9' (2743), 10' (3048)	41" (1041)	7 <sup>5</sup> / <sub>8</sub> " (194)	19 <sup>5</sup> / <sub>8</sub> " (499)	31 <sup>5</sup> / <sub>8</sub> " (803)	43 <sup>5</sup> / <sub>8</sub> " (1108)

### Hi Lite — 6'8" (2032) Door Height To Full Height

Panel Heights	Glass Heights	Widths			
		1' (305)	2' (610)	3' (914)	4' (1219)
8' (2438)	10 <sup>3</sup> / <sub>4</sub> " (273)	7 <sup>5</sup> / <sub>8</sub> " (194)	19 <sup>5</sup> / <sub>8</sub> " (499)	31 <sup>5</sup> / <sub>8</sub> " (803)	43 <sup>5</sup> / <sub>8</sub> " (1108)
9' (2743)	22 <sup>3</sup> / <sub>4</sub> " (578)	7 <sup>5</sup> / <sub>8</sub> " (194)	19 <sup>5</sup> / <sub>8</sub> " (499)	31 <sup>5</sup> / <sub>8</sub> " (803)	43 <sup>5</sup> / <sub>8</sub> " (1108)
10' (3048)	34 <sup>3</sup> / <sub>4</sub> " (883)	7 <sup>5</sup> / <sub>8</sub> " (194)	19 <sup>5</sup> / <sub>8</sub> " (499)	31 <sup>5</sup> / <sub>8</sub> " (803)	43 <sup>5</sup> / <sub>8</sub> " (1108)

### Hi Lite — 7' (2134) Door Height To Full Height

Panel Heights	Glass Heights	Widths			
		1' (305)	2' (610)	3' (914)	4' (1219)
8' (2438)	6 <sup>3</sup> / <sub>4</sub> " (171)	7 <sup>5</sup> / <sub>8</sub> " (194)	19 <sup>5</sup> / <sub>8</sub> " (499)	31 <sup>5</sup> / <sub>8</sub> " (803)	43 <sup>5</sup> / <sub>8</sub> " (1108)
9' (2743)	18 <sup>3</sup> / <sub>4</sub> " (476)	7 <sup>5</sup> / <sub>8</sub> " (194)	19 <sup>5</sup> / <sub>8</sub> " (499)	31 <sup>5</sup> / <sub>8</sub> " (803)	43 <sup>5</sup> / <sub>8</sub> " (1108)
10' (3048)	30 <sup>3</sup> / <sub>4</sub> " (781)	7 <sup>5</sup> / <sub>8</sub> " (194)	19 <sup>5</sup> / <sub>8</sub> " (499)	31 <sup>5</sup> / <sub>8</sub> " (803)	43 <sup>5</sup> / <sub>8</sub> " (1108)

## Solid Panels

TrendWall Solid Panels are constructed using a welded steel frame with a therma-fiber core and 3/8" (10) gypsum wall-board skins that can be laminated with a wide variety of vinyls or fabrics.

Solid Panels can be ordered in heights ranging from 7' (2134) to 10' (3048) in 1/8" (3) increments.

The inside and outside skins can be in one of the following combinations:

- Vinyl/Vinyl
- Vinyl/Fabric
- Fabric/Fabric


Note: When mixing fabrics and vinyls on a single panel, the panel is priced at the highest grade surface material selected.

Specify actual ceiling height in inches using a decimal to represent fractions in one eighth inch increments.  
Example: 7'6 1/2" = 90.5".

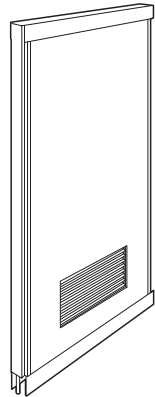
Specify actual panel width in inches using a decimal to represent fractions in one eighth inch increments.  
Example: 3'6" = 42".

Note: This panel is not to be used when mounting accessories (eg. monitors, paintings, etc.)

- Surface Materials
- TrendWall Information
- TrendWall Space Planning
- TrendWall Panels
- TrendWall Doors
- TrendWall Accessories
- TrendWall Conditions
- TrendWall Electrical Components
- TrendWall Terms & Policies



P0 Shown



P2 Shown

## Solid Panels

Dimensions Width Height		List Price Fabric Grade									
		Vinyl/ Vinyl (COM)	Vinyl Fabric 0/1	Vinyl Fabric 2	Vinyl Fabric 3	Vinyl Fabric 4	Vinyl Fabric 5	Vinyl Fabric 6	Fabric Fabric 0/1	Fabric Fabric 2	Fabric Fabric 3
6" (152)	7' (2134)	\$ 133	\$169	\$177	\$ 188	\$ 195	\$ 202	\$ 209	\$ 211	\$ 223	\$ 233
12" (305)	to	270	343	362	376	389	402	415	425	448	469
18" (457)	8' (2438)	404	512	542	564	585	604	625	639	671	703
24" (610)		538	685	723	754	780	806	834	852	893	937
30" (762)		672	857	900	940	981	1023	1062	1063	1116	1169
36" (914)		810	1032	1088	1134	1173	1213	1254	1279	1343	1409
42" (1067)		943	1201	1267	1319	1374	1428	1481	1493	1567	1642
48" (1219)		1078	1373	1447	1510	1565	1617	1672	1707	1791	1877
6" (152)	8 1/4" (2445)	\$ 154	\$190	\$198	\$ 209	\$ 216	\$ 223	\$ 230	\$ 232	\$ 244	\$ 254
12" (305)	to	310	383	402	416	429	442	455	465	488	509
18" (457)	9' (2743)	463	571	601	623	644	663	684	698	730	762
24" (610)		616	763	801	832	858	884	912	930	971	1015
30" (762)		775	960	1003	1043	1084	1126	1165	1166	1219	1272
36" (914)		928	1150	1206	1252	1291	1331	1372	1397	1461	1527
42" (1067)		1081	1339	1405	1457	1512	1566	1619	1631	1705	1780
48" (1219)		1236	1531	1605	1668	1723	1775	1830	1865	1949	2035
6" (152)	9 1/4" (2750)	\$173	\$ 209	\$ 217	\$ 228	\$ 235	\$ 242	\$ 249	\$ 251	\$ 263	\$ 273
12" (305)	to	349	422	441	455	468	481	494	504	527	548
18" (457)	10' (3048)	524	632	662	684	705	724	745	759	791	823
24" (610)		696	843	881	912	938	964	992	1010	1051	1095
30" (762)		871	1056	1099	1139	1180	1222	1261	1262	1315	1368
36" (914)		1045	1267	1323	1369	1408	1448	1489	1514	1578	1644
42" (1067)		1220	1478	1544	1596	1651	1705	1758	1770	1844	1919
48" (1219)		1396	1691	1765	1828	1883	1935	1990	2025	2109	2195

## Solid Panel Options

Aluminum Louvers can be added to any Solid Panel 36" (914) or greater by selecting option P1 or P2.

Fabric Fabric 4	Fabric Fabric 5	Fabric Fabric 6	Catalog Number	Panel Dimension Width	Panel Dimension Height	Surface Color Side 1	Surface Color Side 2	Trim Color	Panel Options					
\$ 239	\$ 246	\$ 252	WPS0608	Specify in 1/8" Increments	Specify in 1/8" Increments	See Surface Materials Page 3 and Page 5		Standard Finishes No Cost	P0 No Cost No Opening					
484	496	509	WPS1208											
724	742	763	WPS1808											
964	991	1019	WPS2408											
1211	1251	1292	WPS3008											
1449	1490	1529	WPS3608											
1696	1750	1804	WPS4208											
1931	1985	2041	WPS4808											
\$ 260	\$ 267	\$ 273	WPS0609							Specify in 1/8" Increments	Specify in 1/8" Increments	See Surface Materials Page 5	Premium Finishes + \$40	P1 + \$666 Aluminum Louver Top
524	536	549	WPS1209											
783	801	822	WPS1809											
1042	1069	1097	WPS2409											
1314	1354	1395	WPS3009											
1567	1608	1647	WPS3609											
1834	1888	1942	WPS4209											
2089	2143	2199	WPS4809											
\$ 279	\$ 286	\$ 292	WPS0610	Specify in 1/8" Increments	Specify in 1/8" Increments	See Surface Materials Page 5	See Surface Materials Page 5	P2 + \$666 Aluminum Louver Bottom						
563	575	588	WPS1210											
844	862	883	WPS1810											
1122	1149	1177	WPS2410											
1410	1450	1491	WPS3010											
1684	1725	1764	WPS3610											
1973	2027	2081	WPS4210											
2249	2303	2359	WPS4810											
Build your complete Part Number here:			-----	---	---	---	---	--	--					

Sample Part Number:	WPS1209	.12.375	.102.5	.KR4	.KR4	.TY	.P0				
Total Cost \$509 =	\$509	+	N/C	+	N/C	+	N/C	+	N/C	+	N/C



## Solid Panels for Accessory Mounting

TrendWall Solid Panels are constructed using a welded steel frame with a therma-fiber core and 3/8" (10) gypsum wall-board skins that can be laminated with a wide variety of vinyls or fabrics.

Solid Panels for Accessory Mounting can be ordered in heights ranging from 7' (2134) to 10' (3048) in 1/8" (3) increments.

The inside and outside skins can be in one of the following combinations:

- Vinyl/Vinyl
- Vinyl/Fabric
- Fabric/Fabric


Note: When mixing fabrics and vinyls on a single panel, the panel is priced at the highest grade surface material selected.

Specify actual ceiling height in inches using a decimal to represent fractions in one eighth inch increments.

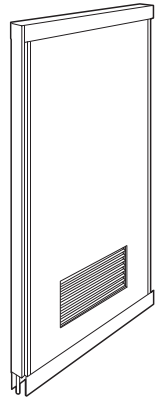
Example: 7'6 1/2" = 90.5".

Specify actual panel width in inches using a decimal to represent fractions in one eighth inch increments.

Example: 3'6" = 42".



P0 Shown



P2 Shown

## Solid Panels for Accessory Mounting

Dimensions Width Height		List Price									
		Fabric Grade			Fabric Grade						
Width	Height	Vinyl/ Vinyl (COM)	Vinyl Fabric 0/1	Vinyl Fabric 2	Vinyl Fabric 3	Vinyl Fabric 4	Vinyl Fabric 5	Vinyl Fabric 6	Fabric Fabric 0/1	Fabric Fabric 2	Fabric Fabric 3
6" (152)	7' (2134)	\$ 181	\$217	\$225	\$ 236	\$ 243	\$ 250	\$ 257	\$ 259	\$ 271	\$ 281
12" (305)	to	366	439	458	472	485	498	511	521	544	565
18" (457)	8' (2438)	546	654	684	706	727	746	767	781	813	845
24" (610)		725	872	910	941	967	993	1021	1039	1080	1124
30" (762)		909	1094	1137	1177	1218	1260	1299	1300	1353	1406
36" (914)		1094	1316	1372	1418	1457	1497	1538	1563	1627	1693
42" (1067)		1273	1531	1597	1649	1704	1758	1811	1823	1897	1972
48" (1219)		1455	1750	1824	1887	1942	1994	2049	2084	2168	2254
6" (152)	8 1/4" (2445)	\$ 209	\$245	\$253	\$ 264	\$ 271	\$ 278	\$ 285	\$ 287	\$ 299	\$ 309
12" (305)	to	419	492	511	525	538	551	564	574	597	618
18" (457)	9' (2743)	627	735	765	787	808	827	848	862	894	926
24" (610)		832	979	1017	1048	1074	1100	1128	1146	1187	1231
30" (762)		1045	1230	1273	1313	1354	1396	1435	1436	1489	1542
36" (914)		1254	1476	1532	1578	1617	1657	1698	1723	1787	1853
42" (1067)		1462	1720	1786	1838	1893	1947	2000	2012	2086	2161
48" (1219)		1669	1964	2038	2101	2156	2208	2263	2298	2382	2468
6" (152)	9 1/4" (2750)	\$ 233	\$269	\$277	\$ 288	\$ 295	\$ 302	\$ 309	\$ 311	\$ 323	\$ 333
12" (305)	to	473	546	565	579	592	605	618	628	651	672
18" (457)	10' (3048)	706	814	844	866	887	906	927	941	973	1005
24" (610)		940	1087	1125	1156	1182	1208	1236	1254	1295	1339
30" (762)		1176	1361	1404	1444	1485	1527	1566	1567	1620	1673
36" (914)		1413	1635	1691	1737	1776	1816	1857	1882	1946	2012
42" (1067)		1649	1907	1973	2025	2080	2134	2187	2199	2273	2348
48" (1219)		1884	2179	2253	2316	2371	2423	2478	2513	2597	2683

## Solid Panel Options

Aluminum Louvers can be added to any Solid Panel 36" (914) or greater by selecting option P1 or P2.

## Accessory Mounting – Wood Block Option Location

The **AV** option includes 2 - 10" wood blocks mounted 26" and 65" from the bottom.

The **CH** option includes 2 - 10" wood blocks mounted 46 1/2" and 56 1/2" from the bottom.

The **2CH** option includes 2 - 10" wood blocks mounted 56 1/2" and 69" from the bottom.

Fabric Fabric 4	Fabric Fabric 5	Fabric Fabric 6	Catalog Number	Panel Dimension Width	Panel Dimension Height	Surface Color Side 1	Surface Color Side 2	Trim Color	Panel Options	Wood Block Location							
\$ 287	\$ 294	\$ 300	WPSWB0608	Specify in 1/8" Increments	Specify in 1/8" Increments	See Surface Materials Page 3 and Page 5		Standard Finishes No Cost	P0 No Cost No Opening	No Cost AV							
580	592	605	WPSWB1208														
866	884	905	WPSWB1808														
1151	1178	1206	WPSWB2408														
1448	1488	1529	WPSWB3008														
1733	1774	1813	WPSWB3608														
2026	2080	2134	WPSWB4208														
2308	2362	2418	WPSWB4808														
\$ 315	\$ 322	\$ 328	WPSWB0609								Specify in 1/8" Increments	Specify in 1/8" Increments	See Surface Materials Page 5		Premium Finishes + \$40	P1 + \$666 Aluminum Louver Top	CH Component Height
633	645	658	WPSWB1209														
947	965	986	WPSWB1809														
1258	1285	1313	WPSWB2409														
1584	1624	1665	WPSWB3009														
1893	1934	1973	WPSWB3609														
2215	2269	2323	WPSWB4209														
2522	2576	2632	WPSWB4809														
\$ 339	\$ 346	\$ 352	WPSWB0610	Specify in 1/8" Increments	Specify in 1/8" Increments			See Surface Materials Page 5	P2 + \$666 Aluminum Louver Bottom	2CH Dual Overhead Height							
687	699	712	WPSWB1210														
1026	1044	1065	WPSWB1810														
1366	1393	1421	WPSWB2410														
1715	1755	1796	WPSWB3010														
2052	2093	2132	WPSWB3610														
2402	2456	2510	WPSWB4210														
2737	2791	2847	WPSWB4810														
Build your complete Part Number here:			-----	---	---	---	---	--	--	--							

Sample Part Number:

WPSWB1209	.12.375	.102.5	.KR4	.KR4	.TY	.P0	.CH
-----------	---------	--------	------	------	-----	-----	-----

Total Cost \$618 =

\$618	+	N/C	+	N/C	+	N/C	+	N/C	+	N/C	+	N/C
-------	---	-----	---	-----	---	-----	---	-----	---	-----	---	-----

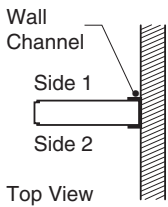
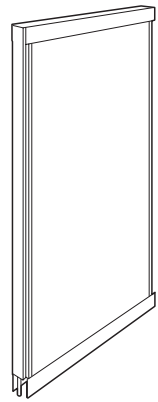
## Filler Panels

TrendWall Filler Panels are designed to be easily field cut on one end to allow for wall run-out. Filler Panels are placed at the end of a TrendWall Panel run that abuts a fixed wall using a wall channel. Filler Panels have one steel side rail and a vinyl or fabric surface laminated to a core of gypsum and Styrofoam. They are available in both Filler Panel and Ceiling Filler Panel styles.

Filler Panels are available in heights ranging from 7' (2134) to 10' (3048) and are intended to be used next to Solid or Glazed Panels.

**Note:** One wall channel should be ordered for every Filler Panel.

Specify actual ceiling height in inches using a decimal to represent fractions in one eighth inch increments.  
Example: 7'6½" = 90.5".



### Filler Panels

Dimensions Width Height		List Price Fabric Grade									
		Vinyl/ Vinyl (COM)	Vinyl Fabric 0/1	Vinyl Fabric 2	Vinyl Fabric 3	Vinyl Fabric 4	Vinyl Fabric 5	Vinyl Fabric 6	Fabric Fabric 0/1	Fabric Fabric 2	Fabric Fabric 3
6" (152)	7' (2134)	\$ 133	\$ 166	\$ 176	\$ 187	\$ 193	\$ 200	\$ 208	\$ 210	\$ 222	\$ 232
12" (305)	to	270	343	362	376	389	402	415	425	448	469
18" (457)	8' (2438)	404	512	542	564	585	604	625	639	671	703
24" (610)		538	685	723	754	780	806	834	852	893	937
30" (762)		672	857	900	940	981	1023	1062	1063	1116	1169
36" (914)		810	1032	1088	1134	1173	1213	1254	1279	1343	1409
42" (1067)		943	1201	1267	1319	1374	1428	1481	1493	1567	1642
48" (1219)		1078	1373	1447	1510	1565	1617	1672	1707	1791	1877
6" (152)	8½" (2445)	\$ 154	\$ 187	\$ 197	\$ 208	\$ 214	\$ 221	\$ 229	\$ 231	\$ 243	\$ 253
12" (305)	to	310	383	402	416	429	442	455	465	488	509
18" (457)	9' (2743)	463	571	601	623	644	663	684	698	730	762
24" (610)		616	763	801	832	858	884	912	930	971	1015
30" (762)		775	960	1003	1043	1084	1126	1165	1166	1219	1272
36" (914)		928	1150	1206	1252	1291	1331	1372	1397	1461	1527
42" (1067)		1081	1339	1405	1457	1512	1566	1619	1631	1705	1780
48" (1219)		1236	1531	1605	1668	1723	1775	1830	1865	1949	2035
6" (152)	9½" (2750)	\$ 173	\$ 206	\$ 216	\$ 227	\$ 233	\$ 240	\$ 248	\$ 250	\$ 262	\$ 272
12" (305)	to	349	422	441	455	468	481	494	504	527	548
18" (457)	10' (3048)	524	632	662	684	705	724	745	759	791	823
24" (610)		696	843	881	912	938	964	992	1010	1051	1095
30" (762)		871	1056	1099	1139	1180	1222	1261	1262	1315	1368
36" (914)		1045	1267	1323	1369	1408	1448	1489	1514	1578	1644
42" (1067)		1220	1478	1544	1596	1651	1705	1758	1770	1844	1919
48" (1219)		1396	1691	1765	1828	1883	1935	1990	2025	2109	2195

Fabric Fabric 4	Fabric Fabric 5	Fabric Fabric 6	Catalog Number	Panel Dimension Height	Surface Color		Trim Color
					Side 1	Side 2	
\$ 238	\$ 245	\$ 251	WPF0608	Specify in 1/8" Increments	See Surface Materials Page 3 and Page 5		Standard Finishes No Cost  Premium Finishes + \$40  See Surface Materials Page 5
484	496	509	WPF1208				
724	742	763	WPF1808				
964	991	1019	WPF2408				
1211	1251	1292	WPF3008				
1449	1490	1529	WPF3608				
1696	1750	1804	WPF4208				
1931	1985	2041	WPF4808				
\$ 259	\$ 266	\$ 272	WPF0609				
524	536	549	WPF1209				
783	801	822	WPF1809				
1042	1069	1097	WPF2409				
1314	1354	1395	WPF3009				
1567	1608	1647	WPF3609				
1834	1888	1942	WPF4209				
2089	2143	2199	WPF4809				
\$ 278	\$ 285	\$ 291	WPF0610				
563	575	588	WPF1210				
844	862	883	WPF1810				
1122	1149	1177	WPF2410				
1410	1450	1491	WPF3010				
1684	1725	1764	WPF3610				
1973	2027	2081	WPF4210				
2249	2303	2359	WPF4810				
<b>Build your complete Part Number here:</b>			-----	---	---	---	--

Sample Part Number:

<u>WPF1210</u>	<u>.102.5</u>	<u>.KR4</u>	<u>.KR4</u>	<u>.FY</u>
----------------	---------------	-------------	-------------	------------

Total Cost \$588 =

\$548	+	N/C	+	N/C	+	N/C	+	\$40
-------	---	-----	---	-----	---	-----	---	------

## Glazed Panels

TrendWall Glazed Panels are constructed using the same welded frame and core materials as the TrendWall Solid Panels, but also include a framed opening that accommodates 1/4" (6) thick glass.

TrendWall Glazed Panels are available in a variety of opening styles:

- Full Lite - A Full Lite opening begins at 9 1/4" (235) from the floor and ends 3 1/2" (89) from the ceiling.

Full Lite Glazed panels have the ability to become multi-segmented by simply

selecting the base panel style and specifying the number of segments in the Glazed Segment option string.

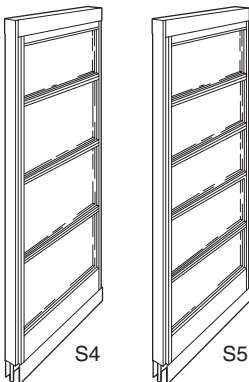

- S1** - 1 Opening
- S2** - 2 Opening
- S3** - 3 Opening
- S4** - 4 Opening
- S5** - 5 Opening

Example: To obtain a Full Lite panel with two segments, choose catalog number WPGF and add option S2.

Note: Full Lite panels are segmented at the specified door height. If a different glass line is desired, use a Segmented Variable Glazed Panel.

### Full Lite Glazed Panels

Dimensions Width Height		List Price Fabric Grade									
		Vinyl/ Vinyl COM	Vinyl Fabric 0/1	Vinyl Fabric 2	Vinyl Fabric 3	Vinyl Fabric 4	Vinyl Fabric 5	Vinyl Fabric 6	Fabric Fabric 0/1	Fabric Fabric 2	Fabric Fabric 3
12" (305)	7' (2134)	\$318	\$391	\$ 407	\$ 415	\$ 422	\$ 428	\$ 435	\$ 435	\$ 459	\$ 481
24" (610)	to	639	789	817	833	855	874	895	877	923	966
36" (914)	8' (2438)	961	1185	1227	1254	1276	1294	1315	1318	1387	1451
48" (1219)		1282	1582	1636	1673	1701	1727	1754	1760	1852	1937
12" (305)	8 1/4" (2445)	\$334	\$ 416	\$ 429	\$ 440	\$ 448	\$ 454	\$ 461	\$ 491	\$ 513	\$ 535
24" (610)	to	667	834	859	881	900	920	942	982	1024	1068
36" (914)	9' (2743)	1000	1251	1288	1321	1348	1375	1402	1474	1538	1602
48" (1219)		1334	1672	1719	1761	1802	1842	1882	1965	2050	2137
12" (305)	9 1/4" (2750)	\$354	\$ 435	\$ 454	\$ 460	\$ 468	\$ 474	\$ 481	\$ 526	\$ 544	\$ 568
24" (610)	to	713	877	915	927	946	966	988	1059	1096	1140
36" (914)	10' (3048)	1068	1315	1370	1389	1416	1443	1470	1587	1642	1711
48" (1219)		1424	1753	1828	1851	1892	1932	1972	2118	2190	2283



Specify actual ceiling height in inches using a decimal to represent fractions in one eighth inch increments.  
Example: 7'6 1/2" = 90.5".

Specify actual panel width in inches using a decimal to represent fractions in one eighth inch increments.  
Example: 3'6" = 42".

### Glazing Options

Basic Glazed Panels DO NOT come with any glass or glass alternative from Fellowes. There are, however, numerous ways to glaze TrendWall Glaze Panels, including a factory direct option. These options are:

- GN (No glass). If this option is chosen, no glass will be supplied. All 1/4" (6) material will need to be field installed. Fellowes will supply a detailed glass schedule to facilitate this process.

- G2 – Clear Tempered Glass Glazing Alternative
- G3 – Frost and Clear Laminated Glass Glazing Alternative

Note: All graded in glazing alternatives (G2 and G3) are shipped from Fellowes, but need to be field installed.

Fabric Fabric 4	Fabric Fabric 5	Fabric Fabric 6	Catalog Number	Panel Dimension Width	Panel Dimension Height	Surface Color		Glazed Segments	Door Height	Glazing Options	Glazing Color	Trim Color
						Side 1	Side 2					
\$ 486 987 1472 1963	\$ 496 1008 1493 1990	\$ 502 1027 1513 2018	WPGF1208 WPGF2408 WPGF3608 WPGF4808	Specify Panel Width in 1/8" Increments	Specify Ceiling Height in 1/8" Increments	See Surface Materials Page 3 and Page 5		S1 No Cost 1 Opening  S2 + \$55 12" (305)* + \$108 24" (610)* + \$165 36" (914)* + \$219 48" (1219)*  S3 + \$108 12" (305)* + \$219 24" (610)* + \$332 36" (914)* + \$444 48" (1219)*  S4 + \$165 12" (305)* + \$332 24" (610)* + \$500 36" (914)* + \$666 48" (1219)*  S5 + \$219 12" (305)* + \$444 24" (610)* + \$666 36" (914)* + \$888 48" (1219)*  *Panel Width	6'8" (2032) Door  7' (2134) Door	GN No Cost No Glass  G2 + \$383 12" (305)- Wide Panel  + \$537 24" (610)- Wide Panel  + \$574 36" (914)- Wide Panel  + \$692 48" (1219)- Wide Panel  G3 + \$537 12" (305)- Wide Panel  + \$1076 24" (610)- Wide Panel  + \$1614 36" (914)- Wide Panel  + \$2152 48" (1219)- Wide Panel	Specify only if G2 or G3 is selected  See Surface Materials Page 6  See Surface Materials Page 5	Standard Finishes No Cost  Premium Finishes + \$40  See Surface Materials Page 5
\$ 543 1088 1630 2176	\$ 549 1107 1656 2217	\$ 555 1127 1682 2257	WPGF1209 WPGF2409 WPGF3609 WPGF4809									
\$ 573 1162 1738 2323	\$ 580 1181 1765 2364	\$ 587 1201 1793 2404	WPGF1210 WPGF2410 WPGF3610 WPGF4810									
<b>Build your complete Part Number here:</b>			-----	----	---	----	----	---	---	---	----	---

Sample Part Number:

WPGF3609	.36.375	.102.5	.KR4	.KR4	.S2	.7H	.GN	N/A	.FY
----------	---------	--------	------	------	-----	-----	-----	-----	-----

Total Cost \$1807 =

\$1602	+	N/C	+	N/C	+	N/C	+	N/C	+	N/A	+	\$40
--------	---	-----	---	-----	---	-----	---	-----	---	-----	---	------

Surface Materials  
TrendWall Information  
TrendWall Space Planning  
TrendWall Panels  
TrendWall Doors  
TrendWall Accessories  
TrendWall Conditions  
TrendWall Electrical Components  
TrendWall Terms & Policies

## Continued

TrendWall Glazed Panels are available in a variety of opening styles:

- Door Height - A Door Height opening begins at 9 1/4" (235) from the floor and ends 3 1/2" (89) from the ceiling.

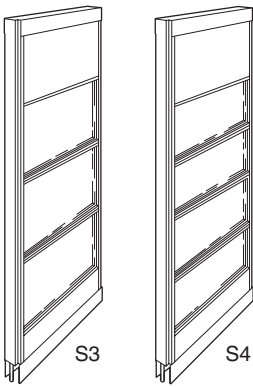
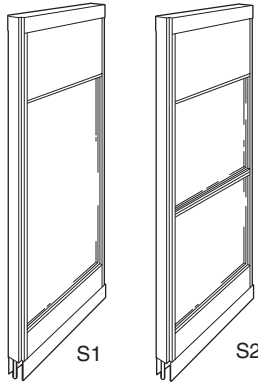
Door Height Glazed panels have the ability to become multi-segmented by simply selecting the base panel style and specifying the number of segments in the Glazed Segment option string.

- S1** - 1 Opening    **S2** - 2 Opening  
**S3** - 3 Opening    **S4** - 4 Opening

Example: To obtain a Door Height panel with two segments, choose catalog number WPGD and add option S2.

### Glazed Panel Option

**P1** – Aluminum Louver Top: Aluminum Louvers can be added to any Solid Panel 36" (914) or greater.



### Door Height Glazed Panels

Dimensions		List Price										
Width	Height	Fabric Grade									Fabric	
		Vinyl/ Vinyl (COM)	Vinyl Fabric 0/1	Vinyl Fabric 2	Vinyl Fabric 3	Vinyl Fabric 4	Vinyl Fabric 5	Vinyl Fabric 6	Fabric Fabric 0/1	Fabric Fabric 2	Fabric Fabric 3	
12" (305)	7'2" (2184)	\$318	\$391	\$407	\$415	\$422	\$428	\$435	\$435	\$459	\$481	
24" (610)	to	639	789	817	833	855	874	895	877	923	966	
36" (914)	8' (2438)	961	1185	1227	1254	1276	1294	1315	1318	1387	1451	
48" (1219)		1282	1582	1636	1673	1701	1727	1754	1760	1852	1937	
12" (305)	8 1/4" (2445)	\$334	\$416	\$429	\$440	\$448	\$454	\$461	\$491	\$513	\$535	
24" (610)	to	667	834	859	881	900	920	942	982	1024	1068	
36" (914)	9' (2743)	1000	1251	1288	1321	1348	1375	1402	1474	1538	1602	
48" (1219)		1334	1672	1719	1761	1802	1842	1882	1965	2050	2137	
12" (305)	9 1/4" (2750)	\$354	\$435	\$454	\$460	\$468	\$474	\$481	\$526	\$544	\$568	
24" (610)	to	713	877	915	927	946	966	988	1059	1096	1140	
36" (914)	10' (3048)	1068	1315	1370	1389	1416	1443	1470	1587	1642	1711	
48" (1219)		1424	1753	1828	1851	1892	1932	1972	2118	2190	2283	

Specify actual ceiling height in inches using a decimal to represent fractions in one eighth inch increments.  
Example: 7'6<sup>1</sup>/<sub>2</sub>" = 90.5".

Specify actual panel width in inches using a decimal to represent fractions in one eighth inch increments.  
Example: 3'6" = 42".

## Glazing Options

Basic Glazed Panels DO NOT come with any glass or glass alternative from Fellowes. There are, however, numerous ways to glaze TrendWall Glaze Panels, including a factory direct option. These options are:

- GN (No glass). If this option is chosen, no glass will be supplied. All 1/4" (6) material will need to be field installed. Fellowes will supply a detailed glass schedule to facilitate this process.

- G2 – Clear Tempered Glass Glazing Alternative
- G3 – Frost and Clear Laminated Glass Glazing Alternative

Note: All graded in glazing alternatives (G2 and G3) are shipped from Fellowes, but need to be field installed.

Fabric Fabric 4	Fabric Fabric 5	Fabric Fabric 6	Catalog Number	Panel Dimension Width	Panel Dimension Height	Surface Color		Glazed Segments	Door Height	Glazing Options	Glazing Color	Trim Color	Panel Options							
						Side 1	Side 2													
\$ 486 987 1472 1963	\$ 496 1008 1493 1990	\$ 502 1027 1513 2018	WPGD1208 WPGD2408 WPGD3608 WPGD4808	Specify Panel Width in 1/8" Incre- ments	Specify Ceiling Height in 1/8" Incre- ments	See Surface Materials Page 3 and Page 5		S1 No Cost 1 Opening  S2 + \$55 12" (305)* + \$108 24" (610)* + \$165 36" (914)* + \$219 48" (1219)*  S3 + \$108 12" (305)* + \$219 24" (610)* + \$332 36" (914)* + \$444 48" (1219)*  S4 + \$165 12" (305)* + \$332 24" (610)* + \$500 36" (914)* + \$666 48" (1219)*  *Panel Width	6H 6'8" (2032) Door  7H 7' (2134) Door	GN No Cost No Glass  G2 + \$267 12" (305)- Wide Panel  + \$345 24" (610)- Wide Panel  + \$458 36" (914)- Wide Panel  + \$537 48" (1219)- Wide Panel  G3 + \$537 12" (305)- Wide Panel  + \$1076 24" (610)- Wide Panel  + \$1614 36" (914)- Wide Panel  + \$2152 48" (1219)- Wide Panel	Specify only if G2 or G3 is selected  See Surface Materials Page 6	Standard Finishes No Cost  Premium Finishes + \$40  See Surface Materials Page 5	P0 No Cost No Opening  P1 + \$666 Aluminum Louver Top							
\$ 543 1088 1630 2176	\$ 549 1107 1656 2217	\$ 555 1127 1682 2257	WPGD1209 WPGD2409 WPGD3609 WPGD4809																	
\$ 573 1162 1738 2323	\$ 580 1181 1765 2364	\$ 587 1201 1793 2404	WPGD1210 WPGD2410 WPGD3610 WPGD4810																	
Build your complete Part Number here: _____																				

Sample Part Number:

WPGD1209	.12.375	.102.5	.BN2	.BN2	.S4	.7H	.G2	.T03	.K	.P0
----------	---------	--------	------	------	-----	-----	-----	------	----	-----

Total Cost \$923 =

\$491	+	N/C	+	N/C	+	N/C	+	N/C	+	N/C	+	N/C	+	N/C
-------	---	-----	---	-----	---	-----	---	-----	---	-----	---	-----	---	-----



## Continued

TrendWall Glazed Panels are available in a variety of opening styles:

- Window Lite - A Window Lite opening begins at 42 1/2" (1080) from the floor and ends at the door height (80" [2032] or 84" [2134]).
- Hi Lite - A Hi Lite opening begins at the door height (80" [2032] or 84" [2134]) and ends 31 1/2" (89) from the ceiling.

## Glazed Panel Option:

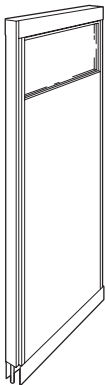
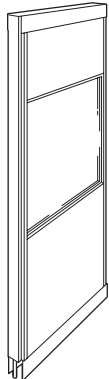
**P2** - Aluminum Louver Bottom. Aluminum Louvers can be added to any Solid Panel 36" (914) or greater.

### Window Lite Glazed Panels

Dimensions		List Price Fabric Grade									
Width	Height	Vinyl/ Vinyl (COM)	Vinyl Fabric 0/1	Vinyl Fabric 2	Vinyl Fabric 3	Vinyl Fabric 4	Vinyl Fabric 5	Vinyl Fabric 6	Fabric Fabric 0/1	Fabric Fabric 2	Fabric Fabric 3
12" (305)	7'2" (2184)	\$318	\$391	\$ 407	\$ 415	\$ 422	\$ 428	\$ 435	\$ 435	\$ 459	\$ 481
24" (610)	to	639	789	817	833	855	874	895	877	923	966
36" (914)	8' (2438)	961	1185	1227	1254	1276	1294	1315	1318	1387	1451
48" (1219)		1282	1582	1636	1673	1701	1727	1754	1760	1852	1937
12" (305)	8 1/4" (2445)	\$334	\$ 416	\$ 429	\$ 440	\$ 448	\$ 454	\$ 461	\$ 491	\$ 513	\$ 535
24" (610)	to	667	834	859	881	900	920	942	982	1024	1068
36" (914)	9' (2743)	1000	1251	1288	1321	1348	1375	1402	1474	1538	1602
48" (1219)		1334	1672	1719	1761	1802	1842	1882	1965	2050	2137
12" (305)	9 1/4" (2750)	\$354	\$ 435	\$ 454	\$ 460	\$ 468	\$ 474	\$ 481	\$ 526	\$ 544	\$ 568
24" (610)	to	713	877	915	927	946	966	988	1059	1096	1140
36" (914)	10' (3048)	1068	1315	1370	1389	1416	1443	1470	1587	1642	1711
48" (1219)		1424	1753	1828	1851	1892	1932	1972	2118	2190	2283

### Hi Lite Glazed Panels

Dimensions		List Price Fabric Grade									
Width	Height	Vinyl/ Vinyl (COM)	Vinyl Fabric 0/1	Vinyl Fabric 2	Vinyl Fabric 3	Vinyl Fabric 4	Vinyl Fabric 5	Vinyl Fabric 6	Fabric Fabric 0/1	Fabric Fabric 2	Fabric Fabric 3
12" (305)	7'8" (2337)	\$318	\$391	\$ 407	\$ 415	\$ 422	\$ 428	\$ 435	\$ 435	\$ 459	\$ 481
24" (610)	to	639	789	817	833	855	874	895	877	923	966
36" (914)	8' (2438)	961	1185	1227	1254	1276	1294	1315	1318	1387	1451
48" (1219)		1282	1582	1636	1673	1701	1727	1754	1760	1852	1937
12" (305)	8 1/4" (2445)	\$334	\$ 416	\$ 429	\$ 440	\$ 448	\$ 454	\$ 461	\$ 491	\$ 513	\$ 535
24" (610)	to	667	834	859	881	900	920	942	982	1024	1068
36" (914)	9' (2743)	1000	1251	1288	1321	1348	1375	1402	1474	1538	1602
48" (1219)		1334	1672	1719	1761	1802	1842	1882	1965	2050	2137
12" (305)	9 1/4" (2750)	\$354	\$ 435	\$ 454	\$ 460	\$ 468	\$ 474	\$ 481	\$ 526	\$ 544	\$ 568
24" (610)	to	713	877	915	927	946	966	988	1059	1096	1140
36" (914)	10' (3048)	1068	1315	1370	1389	1416	1443	1470	1587	1642	1711
48" (1219)		1424	1753	1828	1851	1892	1932	1972	2118	2190	2283





## Sliding Window Lite Glazed Panels

Sliding Window Lite Glazed Panels feature a framed opening with an installed track to accommodate by-pass glass windows that are field installed. Panels can be ordered with optional shelf.

The Window Lite opening begins at 42 1/2" (1080) from the floor and ends at the door height (80" [2032] or 84" [2134]).

## Glazing Options

Glazed Panels can be specified with or without glass. These options are:

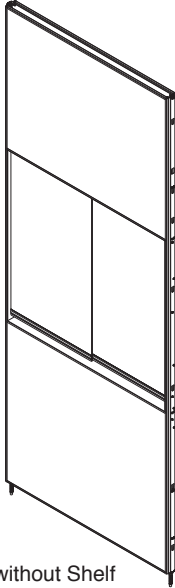
- GN (No glass). If this option is chosen, no glass will be supplied. All 1/4" (6) material will need to be field installed.
- G1Z – Clear Tempered Glass Glazing Alternative
- G3Z – Frost and Clear Laminated Glass Glazing Alternative

Note: G1Z glazing options are not available in cut sizes over 74 1/4" (1886)

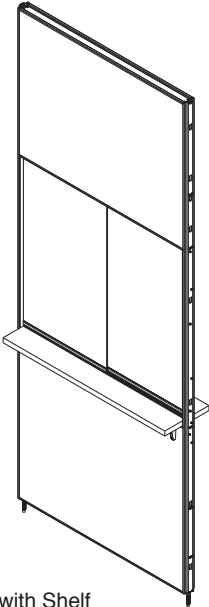
Note: All graded in glazing alternatives (G1Z and G3Z) are shipped from Fellowes, but need to be field installed.

## Sliding Window Lite Glazed Panels

Dimensions		List Price Fabric Grade									
Width	Height	Vinyl/ Vinyl (COM)	Vinyl Fabric 0/1	Vinyl Fabric 2	Vinyl Fabric 3	Vinyl Fabric 4	Vinyl Fabric 5	Vinyl Fabric 6	Fabric Fabric 0/1	Fabric Fabric 2	Fabric Fabric 3
36" (914)	7'2" (2184)	\$1407	\$1631	\$1673	\$1700	\$1722	\$1740	\$1761	\$1764	\$1833	\$1897
42" (1067)	to	1566	1828	1878	1908	1932	1956	1980	1985	2065	2138
48" (1219)	8' (2438)	1727	2027	2081	2118	2146	2172	2199	2205	2297	2382
36" (914)	8 1/4" (2445)	\$1446	\$1697	\$1734	\$1767	\$1794	\$1821	\$1848	\$1920	\$1984	\$2048
42" (1067)	to	1613	1908	1950	1987	2021	2054	2088	2166	2240	2316
48" (1219)	9' (2743)	1780	2118	2165	2207	2248	2288	2328	2411	2496	2583
36" (914)	9 1/4" (2750)	\$1513	\$1760	\$1815	\$1834	\$1861	\$1888	\$1915	\$2032	\$2087	\$2156
42" (1067)	to	1691	1980	2045	2065	2099	2132	2166	2297	2361	2443
48" (1219)	10' (3048)	1869	2198	2273	2296	2337	2377	2417	2563	2635	2728



Shown without Shelf



Shown with Shelf

Fabric Fabric 4	Fabric Fabric 5	Fabric Fabric 6	Catalog Number	Shelf Option	Shelf Color	Panel Dimension Height	Surface Color		Door Height	Glazing Options	Glazing Color	Trim Color	
							Side 1	Side 2					
\$1918 2162 2408	\$1939 2187 2435	\$1959 2210 2463	WPGSW3608 WPGSW4208 WPGSW4808	WO No Cost No Shelf	No Cost Standard Solid High Pressure Laminate Only	Specify Ceiling Height in 1/8" Increments	See Surface Materials Page 3 and Page 5		No Cost 6H 6'8" Door	GN No Cost No Glass	Specify only if G1Z or G3Z is selected	Standard Finishes No Cost	
\$2076 2349 2622	\$2102 2383 2417	\$2128 2417 2703	WPGSW3609 WPGSW4209 WPGSW4809	WS Shelf 36" Shelf + \$454	See Surface Material Page 4		7H 7' Door	G1Z 36" (914)- Wide Panel + \$277	42" (914)- Wide Panel + \$322	See Surface Materials Page 6			Premium Finishes + \$40
\$2183 2474 2767	\$2210 2509 2809	\$2238 2544 2849	WPGSW3610 WPGSW4210 WPGSW4810	42" Shelf + \$462  48" Shelf + \$468			42" (914)- Wide Panel + \$369	G3Z 36" (914)- Wide Panel + \$1037	42" (914)- Wide Panel + \$1210	48" (1219)- Wide Panel + \$1382			See Surface Materials Page 5
Build your complete Part Number here:			-----	---	---	---	---	---	---	---	---	---	

Sample  
Part Number:

WPGSW3608	.WS	.573	36.375	.KR4	.KR4	.7H	.G1Z	.T2A	.L
-----------	-----	------	--------	------	------	-----	------	------	----

Total Cost \$2628 =

\$1897	+	\$454	+	N/C	+	N/C	+	N/C	+	N/C	+	\$277	+	N/C	+	N/C
--------	---	-------	---	-----	---	-----	---	-----	---	-----	---	-------	---	-----	---	-----

## Continued

TrendWall Glazed Panels for Accessory Mounting are available in a variety of opening styles:

- Hi Lite - A Hi Lite opening begins at the door height (80" [2032] or 84" [2134]) and ends 3 1/2" (89) from the ceiling.

## Glazed Panel Options

In addition to aluminum louvers, additional panel options are available in Glazed Panels. They are:

- **P2** - Aluminum Louver Bottom. Aluminum Louvers can be added to any Solid Panel 36" (914) or greater.

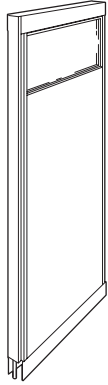
## Accessory Mounting – Wood Block Option Location

The **AV** option includes 2 - 10" wood blocks mounted 26" and 65" from the bottom.

The **CH** option includes 2 - 10" wood blocks mounted 46 1/2" and 56 1/2" from the bottom.

The **2CH** option includes 2 - 10" wood blocks mounted 56 1/2" and 69" from the bottom.

## Hi Lite Glazed Panels for Accessory Mounting



Dimensions Width      Height		List Price										
		Fabric Grade										
		Vinyl/ Vinyl (COM)	Vinyl Fabric 0/1	Vinyl Fabric 2	Vinyl Fabric 3	Vinyl Fabric 4	Vinyl Fabric 5	Vinyl Fabric 6	Fabric Fabric 0/1	Fabric Fabric 2	Fabric Fabric 3	
12" (305)	7'8" (2337)	\$428	\$501	\$ 517	\$ 525	\$ 532	\$ 538	\$ 545	\$ 545	\$ 569	\$ 591	
24" (610)	to	864	1014	1042	1058	1080	1099	1120	1102	1148	1191	
36" (914)	8' (2438)	1298	1522	1564	1591	1613	1631	1652	1655	1724	1788	
48" (1219)		1728	2028	2082	2119	2147	2173	2200	2206	2298	2383	
12" (305)	8" 1/4" (2445)	\$451	\$ 533	\$ 546	\$ 557	\$ 565	\$ 571	\$ 578	\$ 608	\$ 630	\$ 652	
24" (610)	to	900	1067	1092	1114	1133	1153	1175	1215	1257	1301	
36" (914)	9' (2743)	1353	1604	1641	1674	1701	1728	1755	1827	1891	1955	
48" (1219)		1803	2141	2188	2230	2271	2311	2351	2434	2519	2606	
12" (305)	9" 1/4" (2750)	\$478	\$ 559	\$ 578	\$ 584	\$ 592	\$ 598	\$ 605	\$ 650	\$ 668	\$ 692	
24" (610)	to	962	1126	1164	1176	1195	1215	1237	1308	1345	1389	
36" (914)	10' (3048)	1442	1689	1744	1763	1790	1817	1844	1961	2016	2085	
48" (1219)		1923	2252	2327	2350	2391	2431	2471	2617	2689	2782	

Specify actual ceiling height in inches using a decimal to represent fractions in one eighth inch increments.  
Example: 7'6<sup>1</sup>/<sub>2</sub>" = 90.5".

Specify actual panel width in inches using a decimal to represent fractions in one eighth inch increments.

Example: 3'6" = 42".

### Glazing Options

Basic Glazed Panels DO NOT come with any glass or glass alternative from Fellowes. There are, however, numerous ways to glaze TrendWall Glaze Panels, including a factory direct option. These options are:

- GN (No glass). If this option is chosen, no glass will be supplied. All 1/4" (6) material will need to be field installed. Fellowes will supply a detailed glass schedule to facilitate this process.

- G2 – Clear Tempered Glass Glazing Alternative
- G3 – Frost and Clear Laminated Glass Glazing Alternative

Note: All graded in glazing alternatives (G2 and G3) are shipped from Fellowes, but need to be field installed.

Fabric Fabric 4	Fabric Fabric 5	Fabric Fabric 6	Catalog Number	Panel Dimension Width	Panel Dimension Height	Surface Color		Door Height	Glazing Options	Glazing Color	Trim Color	Panel Options	Wood Block Location						
						Side 1	Side 2												
\$ 596 1212 1809 2409	\$ 606 1233 1830 2436	\$ 612 1252 1850 2464	WPGHWB1208 WPGHWB2408 WPGHWB3608 WPGHWB4808	Specify Ceiling Width in 1/8" Incre- ments	Specify Ceiling Height in 1/8" Incre- ments	See Surface Materials Page 3 and Page 5		6H 6'8" (2032) Door	GN No Cost No Glass	Specify only if G2 or G3 is selected  See Surface Materials Page 6	Standard Finishes No Cost  Premium Finishes + \$40  See Surface Materials Page 5	P0 No Cost No Opening  P2 +\$666 Aluminum Louver Bottom	No Cost AV  CH Component Height  2CH Dual Overhead Height						
\$ 660 1321 1983 2645	\$ 666 1340 2009 2686	\$ 672 1360 2035 2726	WPGHWB1209 WPGHWB2409 WPGHWB3609 WPGHWB4809																
\$ 697 1411 2112 2822	\$ 704 1430 2139 2863	\$ 711 1450 2167 2903	WPGHWB1210 WPGHWB2410 WPGHWB3610 WPGHWB4810																
Build your complete Part Number here: _____																			
Sample Part Number: <u>WPGHWB3609</u> <u>.36.375</u> <u>.102.5</u> <u>.KR4</u> <u>.KR4</u> <u>.7H</u> <u>.G3</u> <u>.T04</u> <u>.FY</u> <u>.P0</u> <u>.CH</u>																			
Total Cost \$2246 = \$1955 + N/C + N/C + N/C + N/C + N/C + \$251 + N/C + \$40 + N/C + N/C																			

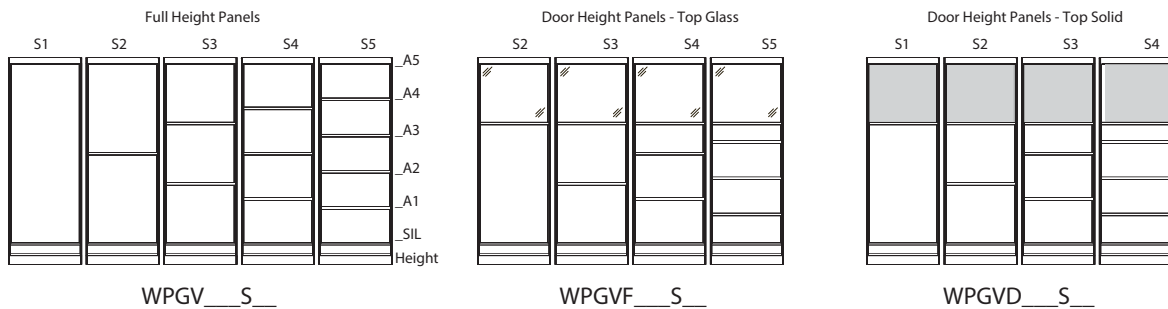
TrendWall Terms & Policies	
TrendWall Electrical Components	
TrendWall Conditions	
TrendWall Accessories	
TrendWall Doors	
TrendWall Panels	
TrendWall Space Planning	
TrendWall Information	
Surface Materials	

# Specifying TrendWall<sup>®</sup> Variable Glass Panels with Custom Segments

TrendWall Variable Glass Panels with Custom Segments allow specifiers to select a different height, placement and glazing material for each individual segment in a panel. This is especially useful for designs requiring a segment of non-transparent material to provide a degree of privacy, or to create a special sill height.

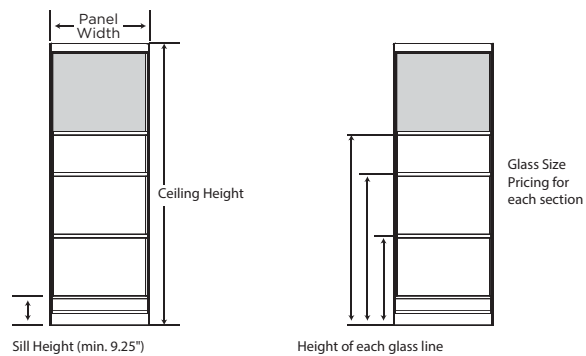
Customers can choose up to 5 segments per panel. Different catalog numbers apply according to the number of segments desired. Segments are specified as S1, S2, S3, S4, S5 as required, with the lowest segment in the panel always A1, the next lowest A2, etc. up to A5. Panel Widths are available from 12" - 48" in 1/8" increments (same as Glazed Panels).

There are three basic categories of Variable Glass Panels with Custom Segments: Full Height, Door Height with Top Glass and Door Height with Top Solid.



In order to specify these panels, you will need to determine the following:

1. Panel type from the 3 options above
2. Ceiling height
3. Panel width
4. The Sill height (minimum 9.25")
5. Glass Size Pricing Category for each section (8 categories, 1A - 1H, depending on the size)
6. The position (height) of each glass line, measured from above the finished floor level



Catalog numbers for variable glass panels with custom segments will begin with one of the following: WPGV\_\_, WPGVF\_\_, WPGVD\_\_, and end with S1, S2, S3, S4 or S5.

To easily determine the Glass Size Pricing category, use the Variable Panel Worksheet, located in the Products/Specifications - Training section of Trenddealer, under the Architectural Products category. This easy-to-use tool will generate the category for each segment to simplify final specification. [Click here to see it now.](#)



## Ceiling Stacker Panels

TrendWall Ceiling Stacker Panels are constructed using a welded steel frame with a therma-fiber core and 3/8" (10) gypsum wall-board skins that can be laminated with a wide variety of vinyls or fabrics. Ceiling Stacker Panels are used in conjunction with other panels to reach ceiling heights greater than 10' (3048).

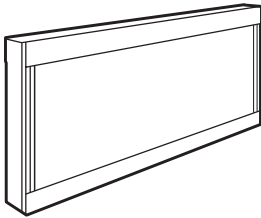
**Ceiling Stacker Panels may not be used with component mounting.**

**Ceiling Braces must be used at every door section and every 8' (2438).**

Note: When mixing fabrics and vinyls on a single panel, the panel is priced at the highest grade surface material selected.

Specify actual ceiling height in inches using a decimal to represent fractions in one quarter inch increments.  
Example: 7'6 1/2" = 90.5".

Specify actual panel width in inches using a decimal to represent fractions in one eighth inch increments.  
Example: 3'6" = 42".



## Ceiling Stacker Panels

Dimensions		List Price									
		Fabric Grade									
Width	Height	Vinyl/ Vinyl (COM)	Vinyl Fabric 0/1	Vinyl Fabric 2	Vinyl Fabric 3	Vinyl Fabric 4	Vinyl Fabric 5	Vinyl Fabric 6	Fabric Fabric 0/1	Fabric Fabric 2	Fabric Fabric 3
6" (152)	1' (305)-2' (610)	\$ 47	\$ 67	\$ 78	\$ 85	\$ 91	\$ 99	\$ 104	\$ 98	\$ 104	\$ 111
12" (305)	1' (305)-2' (610)	95	131	159	172	185	199	212	196	209	224
18" (457)	1' (305)-2' (610)	146	203	245	262	275	288	302	299	318	340
24" (610)	1' (305)-2' (610)	193	269	324	348	375	402	428	399	421	452
30" (762)	1' (305)-2' (610)	241	336	406	435	463	491	517	496	529	567
36" (914)	1' (305)-2' (610)	289	403	486	524	565	606	646	596	635	679
42" (1067)	1' (305)-2' (610)	338	472	567	613	654	693	734	697	740	795
48" (1219)	1' (305)-2' (610)	386	539	649	700	752	807	861	799	846	908
6" (152)	2' 1/4" (686)-3' (914)	\$ 57	\$ 77	\$ 88	\$ 95	\$ 101	\$ 109	\$ 114	\$ 108	\$ 114	\$ 121
12" (305)	2' 1/4" (686)-3' (914)	115	151	179	192	205	219	232	216	229	244
18" (457)	2' 1/4" (686)-3' (914)	171	228	270	287	300	313	327	324	343	365
24" (610)	2' 1/4" (686)-3' (914)	228	304	359	383	410	437	463	434	456	487
30" (762)	2' 1/4" (686)-3' (914)	286	381	451	480	508	536	562	541	574	612
36" (914)	2' 1/4" (686)-3' (914)	345	459	542	580	621	662	702	652	691	735
42" (1067)	2' 1/4" (686)-3' (914)	402	536	631	677	718	757	798	761	804	859
48" (1219)	2' 1/4" (686)-3' (914)	460	613	723	774	826	881	935	873	920	982
6" (152)	3' 1/4" (991)-4' (1219)	\$ 70	\$ 90	\$ 101	\$ 108	\$ 114	\$ 122	\$ 127	\$ 121	\$ 127	\$ 134
12" (305)	3' 1/4" (991)-4' (1219)	138	174	202	215	228	242	255	239	252	267
18" (457)	3' 1/4" (991)-4' (1219)	210	267	309	326	339	352	366	363	382	404
24" (610)	3' 1/4" (991)-4' (1219)	280	356	411	435	462	489	515	486	508	539
30" (762)	3' 1/4" (991)-4' (1219)	350	445	515	544	572	600	626	605	638	676
36" (914)	3' 1/4" (991)-4' (1219)	419	533	616	654	695	736	776	726	765	809
42" (1067)	3' 1/4" (991)-4' (1219)	491	625	720	766	807	846	887	850	893	948
48" (1219)	3' 1/4" (991)-4' (1219)	561	714	824	875	927	982	1036	974	1021	1083

Fabric Fabric Fabric Fabric 4 5 6	Catalog Number	Panel Dimension Width	Panel Dimension Height	Surface Color		Trim Color
				Side 1	Side 2	
\$ 118 \$ 125 \$ 132 237 251 263 368 396 423 480 507 533 606 648 688 720 760 801 849 902 957 962 1016 1069	WPC0602 WPC1202 WPC1802 WPC2402 WPC3002 WPC3602 WPC4202 WPC4802	Specify in 1/8" Increments	Specify in 1/8" Increments	See Surface Materials Page 3 and Page 5		Standard Finishes No Cost  Premium Finishes + \$40  See Surface Materials Page 5
\$ 128 \$ 135 \$ 142 257 271 283 393 421 448 515 542 568 651 693 733 776 816 857 913 966 1021 1036 1090 1143	WPC0603 WPC1203 WPC1803 WPC2403 WPC3003 WPC3603 WPC4203 WPC4803					
\$ 141 \$ 148 \$ 155 280 294 306 432 460 487 567 594 620 715 757 797 850 890 931 1002 1055 1110 1137 1191 1244	WPC0604 WPC1204 WPC1804 WPC2404 WPC3004 WPC3604 WPC4204 WPC4804					
<b>Build your complete Part Number here:</b>	-----	---	---	---	---	--

Sample Part Number:

WPC1204	.12.375	.102.5	.KR4	.KR4	.FY
---------	---------	--------	------	------	-----

Total Cost \$306 =

\$267	+	N/C	+	N/C	+	N/C	+	N/C	+	\$40
-------	---	-----	---	-----	---	-----	---	-----	---	------

## Ceiling Stacker Filler Panels

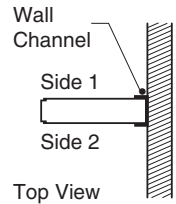
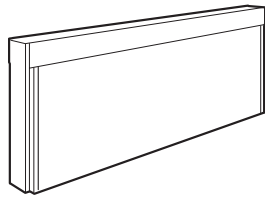
Ceiling Stacker Filler Panels are available in heights ranging from 1' (305) to 4' (1219) and are intended to be used next to Ceiling Panels.

Ceiling Stacker Filler Panels may not be used with component mounting.

Ceiling braces must be used at every door section and every 8' (2438).

Specify actual ceiling height in inches using a decimal to represent fractions in one quarter inch increments.

Example: 7'6<sup>1</sup>/<sub>2</sub>" = 90.5".



## Ceiling Stacker Filler Panels

Dimensions Width Height		List Price Fabric Grade										
		Vinyl/ Vinyl (COM)	Vinyl Fabric 0/1	Vinyl Fabric 2	Vinyl Fabric 3	Vinyl Fabric 4	Vinyl Fabric 5	Vinyl Fabric 6	Fabric Fabric 0/1	Fabric Fabric 2	Fabric Fabric 3	
6" (152)	1' (305)-2' (610)	\$ 47	\$ 67	\$ 78	\$ 85	\$ 91	\$ 99	\$ 104	\$ 98	\$ 104	\$ 111	
12" (305)	1' (305)-2' (610)	95	131	159	172	185	199	212	196	209	224	
18" (457)	1' (305)-2' (610)	146	203	245	262	275	288	302	299	318	340	
24" (610)	1' (305)-2' (610)	193	269	324	348	375	402	428	399	421	452	
30" (762)	1' (305)-2' (610)	241	336	406	435	463	491	517	496	529	567	
36" (914)	1' (305)-2' (610)	289	403	486	524	565	606	646	596	635	679	
42" (1067)	1' (305)-2' (610)	338	472	567	613	654	693	734	697	740	795	
48" (1219)	1' (305)-2' (610)	386	539	649	700	752	807	861	799	846	908	
6" (152)	2' 1/4" (610)-3' (914)	\$ 57	\$ 77	\$ 88	\$ 95	\$ 101	\$ 109	\$ 114	\$ 108	\$ 114	\$ 121	
12" (305)	2' 1/4" (610)-3' (914)	115	151	179	192	205	219	232	216	229	244	
18" (457)	2' 1/4" (610)-3' (914)	171	228	270	287	300	313	327	324	343	365	
24" (610)	2' 1/4" (610)-3' (914)	228	304	359	383	410	437	463	434	456	487	
30" (762)	2' 1/4" (610)-3' (914)	286	381	451	480	508	536	562	541	574	612	
36" (914)	2' 1/4" (610)-3' (914)	345	459	542	580	621	662	702	652	691	735	
42" (1067)	2' 1/4" (610)-3' (914)	402	536	631	677	718	757	798	761	804	859	
48" (1219)	2' 1/4" (610)-3' (914)	460	613	723	774	826	881	935	873	920	982	
6" (152)	3' 1/4" (991)-4' (1219)	\$ 70	\$ 90	\$ 101	\$ 108	\$ 114	\$ 122	\$ 127	\$ 121	\$ 127	\$ 134	
12" (305)	3' 1/4" (991)-4' (1219)	138	174	202	215	228	242	255	239	252	267	
18" (457)	3' 1/4" (991)-4' (1219)	210	267	309	326	339	352	366	363	382	404	
24" (610)	3' 1/4" (991)-4' (1219)	280	356	411	435	462	489	515	486	508	539	
30" (762)	3' 1/4" (991)-4' (1219)	350	445	515	544	572	600	626	605	638	676	
36" (914)	3' 1/4" (991)-4' (1219)	419	533	616	654	695	736	776	726	765	809	
42" (1067)	3' 1/4" (991)-4' (1219)	491	625	720	766	807	846	887	850	893	948	
48" (1219)	3' 1/4" (991)-4' (1219)	561	714	824	875	927	982	1036	974	1021	1083	

Fabric Fabric 4	Fabric Fabric 5	Fabric Fabric 6	Catalog Number	Panel Dimension Height	Surface Color		Trim Color
					Side 1	Side 2	
\$ 118	\$ 125	\$ 132	WPCF0602	Specify in 1/8" Increments	See Surface Materials Page 3 and Page 5		<b>Standard Finishes No Cost</b>  <b>Premium Finishes + \$40</b>  See Surface Materials Page 5
237	251	263	WPCF1202				
368	396	423	WPCF1802				
480	507	533	WPCF2402				
606	648	688	WPCF3002				
720	760	801	WPCF3602				
849	902	957	WPCF4202				
962	1016	1069	WPCF4802				
\$ 128	\$ 135	\$ 142	WPCF0603				
257	271	283	WPCF1203				
393	421	448	WPCF1803				
515	542	568	WPCF2403				
651	693	733	WPCF3003				
776	816	857	WPCF3603				
913	966	1021	WPCF4203				
1036	1090	1143	WPCF4803				
\$ 141	\$ 148	\$ 155	WPCF0604				
280	294	306	WPCF1204				
432	460	487	WPCF1804				
567	594	620	WPCF2404				
715	757	797	WPCF3004				
850	890	931	WPCF3604				
1002	1055	1110	WPCF4204				
1137	1191	1244	WPCF4804				
<b>Build your complete Part Number here:</b>			-----	---	---	---	--

Sample Part Number:	WPCF1204	.102.5	.AG0	.AG0	.FY				
Total Cost \$292 =	\$252	+	N/C	+	N/C	+	N/C	+	\$40

## Glazed Ceiling Stacker Panels

TrendWall Glazed Ceiling Stacker Panels are constructed using the same welded steel frame and core materials as the TrendWall Solid Ceiling Stacker Panels, but also include a framed opening that accommodates 1/4" (6)-thick glass. Glazed Ceiling Stacker Panels are used in conjunction with other panels to reach ceiling heights greater than 10' (3048).

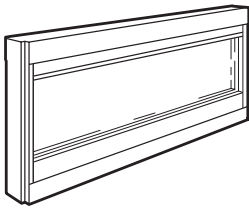
Note: When mixing fabrics and vinyls on a single panel, the panel is priced at the highest grade surface material selected.

Specify actual ceiling height in inches using a decimal to represent fractions in one quarter inch increments.  
Example: 7'6 1/2" = 90.5".

**Glazed Ceiling Stacker Panels may not be used with component mounting.**

**Ceiling Braces must be used at every door section and every 8' (2438).**

## Glazed Ceiling Stacker Panels



Width	Dimensions Height	List Price Fabric Grade									
		Vinyl/ Vinyl (COM)	Vinyl Fabric 0/1	Vinyl Fabric 2	Vinyl Fabric 3	Vinyl Fabric 4	Vinyl Fabric 5	Vinyl Fabric 6	Fabric Fabric 0/1	Fabric Fabric 2	Fabric Fabric 3
12" (305)	1' (305)-2' (610)	\$109	\$142	\$172	\$185	\$198	\$212	\$225	\$209	\$222	\$237
18" (457)	1' (305)-2' (610)	162	217	257	276	289	302	316	313	330	354
24" (610)	1' (305)-2' (610)	217	288	345	369	396	421	448	419	442	472
30" (762)	1' (305)-2' (610)	272	363	432	462	489	516	542	523	555	593
36" (914)	1' (305)-2' (610)	327	435	519	557	597	640	679	629	667	712
42" (1067)	1' (305)-2' (610)	382	510	606	649	692	732	772	735	778	833
48" (1219)	1' (305)-2' (610)	437	582	692	742	796	851	905	841	890	952
12" (305)	2' 1/4" (610)-3' (914)	\$131	\$164	\$194	\$207	\$220	\$234	\$247	\$231	\$244	\$259
18" (457)	2' 1/4" (610)-3' (914)	200	255	295	314	327	340	354	351	368	392
24" (610)	2' 1/4" (610)-3' (914)	266	337	394	418	445	470	497	468	491	521
30" (762)	2' 1/4" (610)-3' (914)	334	425	494	524	551	578	604	585	617	655
36" (914)	2' 1/4" (610)-3' (914)	399	507	591	629	669	712	751	701	739	784
42" (1067)	2' 1/4" (610)-3' (914)	468	596	692	735	778	818	858	821	864	919
48" (1219)	2' 1/4" (610)-3' (914)	534	679	789	839	893	948	1002	938	987	1049
12" (305)	3' 1/4" (991)-4' (1219)	\$156	\$189	\$219	\$232	\$245	\$259	\$272	\$256	\$269	\$284
18" (457)	3' 1/4" (991)-4' (1219)	236	291	331	350	363	376	390	387	404	428
24" (610)	3' 1/4" (991)-4' (1219)	312	383	440	464	491	516	543	514	537	567
30" (762)	3' 1/4" (991)-4' (1219)	393	484	553	583	610	637	663	644	676	714
36" (914)	3' 1/4" (991)-4' (1219)	471	579	663	701	741	784	823	773	811	856
42" (1067)	3' 1/4" (991)-4' (1219)	548	676	772	815	858	898	938	901	944	999
48" (1219)	3' 1/4" (991)-4' (1219)	629	774	884	934	988	1043	1097	1033	1082	1144

## Glazing Options

Basic Glazed Panels DO NOT come with any glass or glass alternative from Fellowes. There are, however, numerous ways to glaze TrendWall Glazed Ceiling Stacker Panels, including a factory direct option. These options are:

- GN (No glass). If this option is chosen, no glass will be supplied. All 1/4" (6) material will need to be field installed. Fellowes will supply a detailed glass schedule to facilitate this process.

- G2 – Clear Tempered Glass Glazing Alternative
- G3 – Frost and Clear Laminated Glass Glazing Alternative

Note: All graded in glazing alternatives (G2 and G3) are shipped from Fellowes, but need to be field installed.

Fabric Fabric 4	Fabric Fabric 5	Fabric Fabric 6	Catalog Number	Panel Dimension Width	Panel Dimension Height	Surface Color		Glazing Options	Glazing Color	Trim Color
						Side 1	Side 2			
\$250	\$264	\$276	WPCG1202	Specify in 1/8" Increments	Specify in 1/8" Increments	See Surface Materials Page 3 and Page 5		<b>GN</b> No Cost No Glass  <b>G3</b> + \$162* Glazing  <b>G2</b> + \$76* Glazing  *Upcharge Per Foot of Width	Specify only if G2 or G3 is selected  See Surface Materials Page 6	Standard Finishes No Cost  Premium Finishes + \$40  See Surface Materials Page 5
381	409	437	WPCG1802							
500	527	554	WPCG2402							
632	674	713	WPCG3002							
753	793	834	WPCG3602							
887	940	994	WPCG4202							
1006	1059	1113	WPCG4802							
\$272	\$286	\$298	WPCG1203							
419	447	475	WPCG1803							
549	576	603	WPCG2403							
694	736	775	WPCG3003							
825	865	906	WPCG3603							
973	1026	1080	WPCG4203							
1103	1156	1210	WPCG4803							
\$297	\$311	\$323	WPCG1204							
455	483	511	WPCG1804							
595	622	649	WPCG2404							
753	795	834	WPCG3004							
897	937	978	WPCG3604							
1053	1106	1160	WPCG4204							
1198	1251	1305	WPCG4804							
<b>Build your complete Part Number here:</b>			_____	---	---	---	---	---	---	---

Sample Part Number:

W <u>P</u> C <u>G</u> 1204	.12.375	.102.5	.AG0	.AG0	.GN	---	.FY
----------------------------	---------	--------	------	------	-----	-----	-----

Total Cost \$309 =

\$269	+	N/C	+	N/C	+	N/C	+	N/C	+	N/C	+	\$40
-------	---	-----	---	-----	---	-----	---	-----	---	-----	---	------

## Wood Sliding Door Sections

Wood Sliding Door Sections are available as a space saving alternative to standard swing doors. TrendWall Sliding Door Sections are available in two styles: Standard and Minimum Door Sections. Standard sections have an 8" (203) side panel and are nominally 48" (1219) wide, while minimum sections omit the side panel and are nominally 40" (1016) wide.

The doors can be specified as either LH or RH. The hand is determined by the direction the door slides to open. A RH door will open to the users right when

facing an exterior mounted door.

Sliding Doors come with an ADA compliant, satin chrome (BMHA 626, US28 finish).

Specify actual ceiling height in inches using a decimal to represent fractions in one eighth inch increments. Example: 7'6 1/2" = 90.5".

Nominal Door Section	Actual Door Width	Clear Opening
42"	41"	32 1/4"
48"	41"	32 1/4"

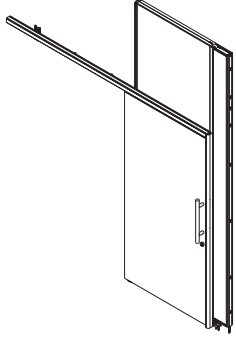
## Glazing Options

Door Sections ship with glass or glass alternative installed.

These options are:

- GN (No glass). If this option is chosen, no glass will be supplied. All 1/4" (6) material will need to be field installed. Fellowes will supply a detailed glass schedule to facilitate this process.
- G1Z – Clear Tempered Glass
- G3Z – Frost and Clear Laminated Glass

## Wood Sliding Door Sections – Partial Height



48" Left-Hand Shown

Dimensions Width	Height	List Price Fabric Grade			Catalog Number	Panel Dimensions	Panel Surface Color				
		Vinyl/ Vinyl (COM)	Fabric Vinyl	Fabric Fabric			Side 1	Side 2			
<b>Right-Hand Slide</b>											
42" (1067)	7'2" (2184) to 8' (2438)	\$ 1041	\$ 1405	\$1645	WDSLR4208	Specify Ceiling Height in 1/8" Increments	See Surface Materials Page 3 and Page 5				
42" (1067)	8 1/4" (2445) to 9' (2743)	1167	1552	1805	WDSLR4209						
42" (1067)	9 1/4" (2750) to 10' (3048)	1276	1693	1955	WDSLR4210						
<b>Left-Hand Slide</b>											
48" (1219)	7'2" (2184) to 8' (2438)	\$ 1302	\$1758	\$2058	WDSLR4808						
48" (1219)	8 1/4" (2445) to 9' (2743)	1462	1944	2261	WDSLR4809						
48" (1219)	9 1/4" (2750) to 10' (3048)	1595	2117	2446	WDSLR4810						
42" (1067)	7'2" (2184) to 8' (2438)	\$ 1041	\$ 1405	\$1645	WDSLL4208						
42" (1067)	8 1/4" (2445) to 9' (2743)	1167	1552	1805	WDSLL4209						
42" (1067)	9 1/4" (2750) to 10' (3048)	1276	1693	1955	WDSLL4210						
48" (1219)	7'2" (2184) to 8' (2438)	\$1302	\$1758	\$2058	WDSLL4808						
48" (1219)	8 1/4" (2445) to 9' (2743)	1462	1944	2261	WDSLL4809						
48" (1219)	9 1/4" (2750) to 10' (3048)	1595	2117	2446	WDSLL4810						

Build your complete Part Number here:

Sample Part Number:


Total Cost \$5846 =

WDSLR4808	.108.25	.AG0	.AG0
\$2058	N/C	+ N/C	+ N/C

### Hardware Options:

Wood Doors are available with several Hardware options. All door pulls are a Satin Chrome 626 finish.

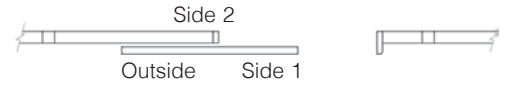
- BD – Blank Door: Allows for COM pulls or locksets. Doors must be drilled/machined on-site.
- 18N – 18" Post Pull non locking
- 18L – 18" Post Pull locking (non SFIC)
- 18LICWOC – 18" Post Pull Locking SFIC less core



Right-Hand Slide



Left-Hand Slide



Transom Opening	Transom Glazing	Transom Glazing Color	Door Height	Door Type	Surface Color	Door Glazing	Glazing Color	Door Hardware	Key Set	Trim Color	Base Color
<b>TN</b> No Cost No Opening  <b>TG</b> + \$436 Glass	Specify only if TG Selected  <b>GN</b> No Cost No Glass  <b>G1Z</b> + \$152  <b>G3Z</b> + \$383	Specify only if G1Z or G3 Z is selected  See Surface Materials Page 6	<b>6H</b> 6'8" (2032) Door  <b>7H</b> 7' (2134) Door	<b>FD</b> + \$2794 Flush Door  <b>FL</b> + \$3190 Full Lite	<b>Vinyl No Cost</b>  <b>HPL Grade 1</b> + \$465  <b>Grade 2</b> + \$734  <b>Grade 3</b> + \$1004  See Surface Materials Page 4	<b>GN</b> No Cost No Glass  <b>G1Z</b> + \$321 Full Lite  <b>G3Z</b> + \$919 Full Lite	Specify only if G1Z or G3Z is selected  See Surface Materials Page 6	<b>BD</b> No Cost Blank Door  <b>18N</b> + \$673 18" Post Pull Non-Locking  <b>18L</b> + \$1213 18" Post Pull Locking (non SFIC)  <b>18LIC-WOC</b> + \$1118 18" Post Pull Locking SFIC less core	Specify only if 18L selected  <b>RK</b> No Cost Random	<b>Standard Finishes</b> No Cost  <b>Premium Finishes</b> + \$40  See Surface Materials Page 5	<b>Standard Finishes Only</b>  See Surface Materials Page 5

.7H	.FD	.AS2	.G1Z	.T2A	.18N	.RK	.Y	.Y										
N/C	+	\$2794	+	N/C	+	\$321	+	N/C	+	N/C	+	N/C	+	N/C	+	N/C	+	N/C



## Wood Swing Door Sections

Wood Swing Door Sections are available in two styles: Standard Door Sections and Minimum Door Sections. Standard sections have an 8" (203) side panel and are nominally 48" (1219)-wide, while minimum sections omit the side panel and are nominally 40" (1016)-wide.

Both Door Sections can come with a factory pre-hung door, or less door for applications in which doors will be purchased locally. In either case, the door height must be specified; 6'8" (2032) or 7' (2134). The transom in door

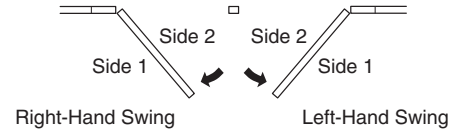
sections can come solid, glazed or with painted metal louver.

**Note: Glazed transoms are NOT available in ANY fabrics.**

**Note: Glazed and Louvered transoms are only available in ceiling heights greater than 8'4" (2515).**

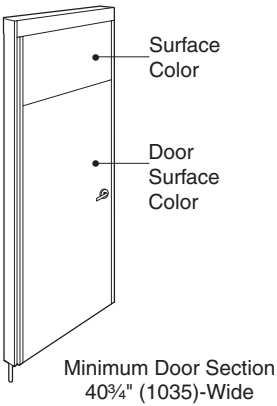
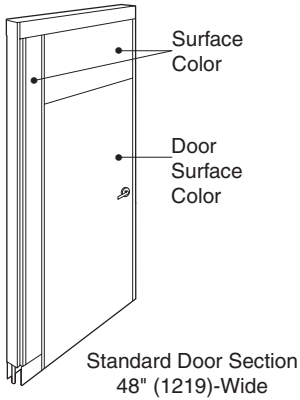
TrendWall Swing Doors can be ordered with a Lever Passage Set (non-locking) or a Lever Lock Set.

The included door is available in four styles: Flush, Window Lite, Full Lite and Vision.



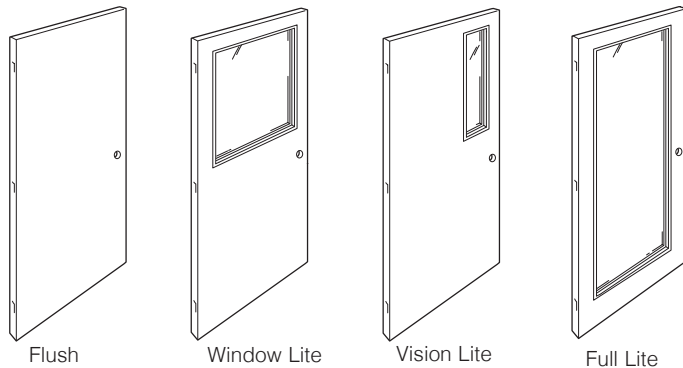
Door Width (Nominal)	Clear Opening - (Nominal/Installed)
36"	33"

Surface Materials  
TrendWall Information  
TrendWall Space Planning  
TrendWall Panels  
TrendWall Doors  
TrendWall Accessories  
TrendWall Conditions  
TrendWall Electrical Components  
TrendWall Terms & Policies



## Wood Swing Door Sections

Dimensions Width Height	List Price Fabric Grade			Catalog Number	Panel Dimensions	Panel Surface Color	
	Vinyl/ Vinyl (COM)	Vinyl Fabric	Fabric Fabric			Side 1	Side 2
<b>Right-Hand Swing</b>							
40" (1016) 7' (2134) to 8' (2438)	\$700	\$991	\$1282	WDSR4008	Specify Ceiling Height in 1/8" Increments	See Surface Materials Page 3 and Page 5	
40" (1016) 8 1/4" (2445) to 9' (2743)	840	1145	1453	WDSR4009			
40" (1016) 9 1/4" (2750) to 10' (3048)	953	1291	1627	WDSR4010			
48" (1219) 7' (2134) to 8' (2438)	\$840	\$1145	\$1453	WDSR4808			
48" (1219) 8 1/4" (2445) to 9' (2743)	1000	1352	1705	WDSR4809			
48" (1219) 9 1/4" (2750) to 10' (3048)	1131	1514	1897	WDSR4810			
<b>Left-Hand Swing</b>							
40" (1016) 7' (2134) to 8' (2438)	\$700	\$991	\$1282	WDSL4008			
40" (1016) 8 1/4" (2445) to 9' (2743)	840	1145	1453	WDSL4009			
40" (1016) 9 1/4" (2750) to 10' (3048)	953	1291	1627	WDSL4010			
48" (1219) 7' (2134) to 8' (2438)	\$840	\$1145	\$1453	WDSL4808			
48" (1219) 8 1/4" (2445) to 9' (2743)	1000	1352	1705	WDSL4809			
48" (1219) 9 1/4" (2750) to 10' (3048)	1131	1514	1897	WDSL4810			



Build your complete Part Number here:

Sample Part Number:

WDSR4808	.108.25	.AG0	.AG0
Total Cost \$3690 =	\$1453	+ N/C	+ N/C + N/C



## Wood Double Swing Door Section

Double Swing Door Sections create a 71" (1829) opening by using one active door (the door with lever set) and one passive inactive door (the door with no lever set).

Double Door Sections have the same factory options as Standard Doors, however, these doors require field assembly. Door panels, headers, jambs and hardware are all sent separately.

Specify actual ceiling height in inches using a decimal to represent fractions in one eighth inch increments.  
Example: 7'6<sup>1</sup>/<sub>2</sub>" = 90.5".

Door Sections ship with glass or glass alternative installed.

These options are:

- GN (No glass). If this option is chosen, no glass will be supplied. All <sup>1</sup>/<sub>8</sub>" (6) material will need to be field installed. Fellowes will supply a detailed glass schedule to facilitate this process.
- G2 – Clear Tempered Glass Glazing Alternative
- G3 – Frost and Clear Laminated Glass Glazing Alternative

Surface Materials

TrendWall Information

TrendWall Space Planning

TrendWall Panels

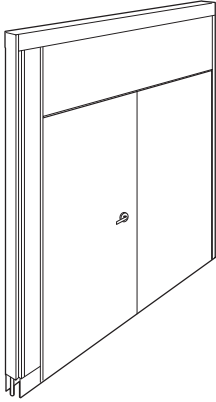
TrendWall Doors

TrendWall Accessories

TrendWall Conditions

TrendWall Electrical Components

TrendWall Terms & Policies




## Wood Double Swing Door Sections – Partial Height

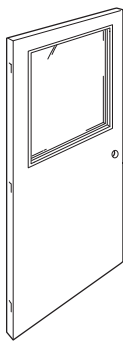
Dimensions Width Height	List Price Fabric Grade			Catalog Number	Panel Dimensions	
	Vinyl/ Vinyl (COM)	Vinyl Fabric	Fabric Fabric			
<b>Right-Hand Swing</b>						
72" (1829) 7' (2134) to 8' (2438)	\$2058	\$2553	\$3039	WDDSR7208	Specify Ceiling Height in <sup>1</sup> / <sub>8</sub> " Increments	
72" (1829) 8 <sup>1</sup> / <sub>8</sub> " (2445) to 9' (2743)	2288	2825	3362	WDDSR7209		
72" (1829) 9 <sup>1</sup> / <sub>8</sub> " (2750) to 10' (3048)	2477	3051	3628	WDDSR7210		
<b>Left-Hand Swing</b>						
72" (1829) 7' (2134) to 8' (2438)	\$2058	\$2553	\$3039	WDDSL7208		
72" (1829) 8 <sup>1</sup> / <sub>8</sub> " (2445) to 9' (2743)	2288	2825	3362	WDDSL7209		
72" (1829) 9 <sup>1</sup> / <sub>8</sub> " (2750) to 10' (3048)	2477	3051	3628	WDDSL7210		
84" (2134) 7' (2134) to 8' (2438)	\$2374	\$2948	\$3525	WDDSL8408		
84" (2134) 8 <sup>1</sup> / <sub>8</sub> " (2445) to 9' (2743)	2636	3249	3863	WDDSL8409		
84" (2134) 9 <sup>1</sup> / <sub>8</sub> " (2750) to 10' (3048)	2864	3538	4214	WDDSL8410		

Build your complete Part Number here:

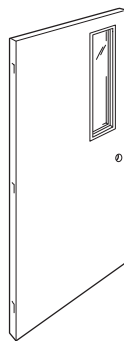
-----



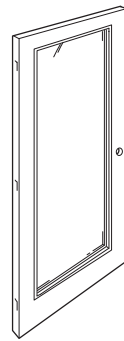
Flush



Window Lite



Vision Lite



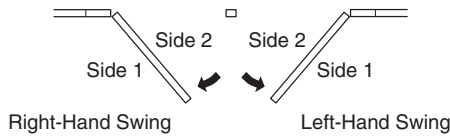
Full Lite

Sample Part Number:

WDDSR8409	.108.25
-----------	---------

Total Cost \$6474 =

\$3863	+	N/C	+
--------	---	-----	---



Door Width (Nominal)	Clear Opening - (Nominal/Installed)
72"	66"

Surface Materials

TrendWall Information

TrendWall Space Planning

TrendWall Panels

TrendWall Doors

TrendWall Accessories

TrendWall Conditions

TrendWall Electrical Components

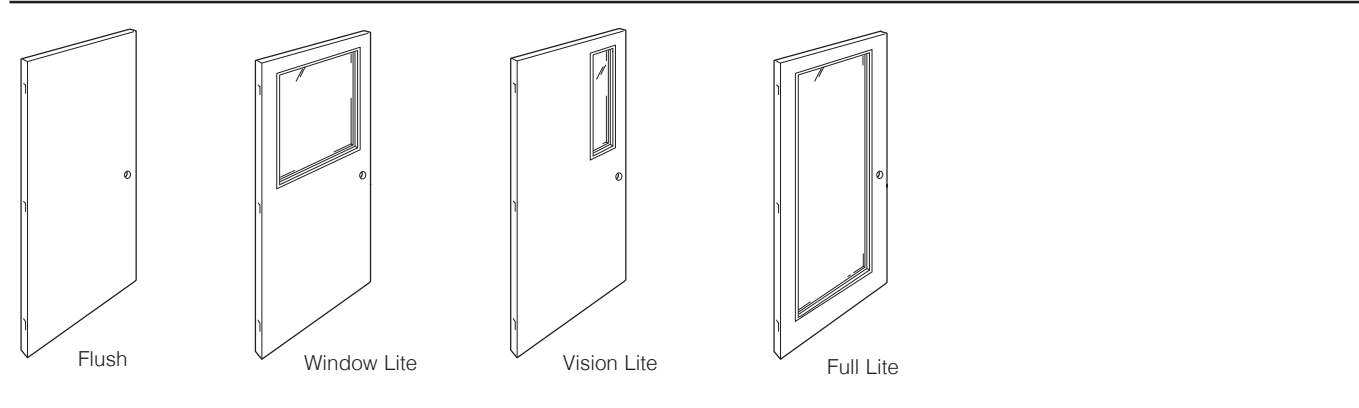
TrendWall Terms & Policies

Panel Surface Color Side 1 Side 2	Transom Opening	Transom Glazing	Glazing Color	Door Height	Door Lite	Door Type	Surface Color	Door Glazing	Glazing Color	Door Louver	Door Hardware	Key Set	Trim Color	Base Color
See Surface Materials Page 3 and Page 5	TN No Cost No Opening TG + \$873 Glass TL + \$1162 Transom Louver	Select Only if TG Selected GN No Cost No Glass G2 + \$304 G3 + \$767	Specify only if G2 or G3 is selected See Surface Materials Page 6	6H 6'8" (2032) Door 7H 7' (2134) Door	ND No Cost No Door FD + \$2383 Flush Door WL + \$2814 Window Lite VL + \$2814 Vision Lite FL + \$3599 Full Lite	HC No Cost Hollow Core SC + \$574 Solid Core	Vinyl No Cost HPL Grade 1 + \$932 Grade 2 + \$1202 Grade 3 + \$1472 See Surface Materials Page 4	GN No Cost No Glass G2 + \$184 Vision + \$366 Window + \$643 Full G3 + \$228 Vision + \$1228 Window + \$1841 Full	Specify only if G2 or G3 is selected See Surface Materials Page 6	NL No Cost No Louver DL + \$1144 Louver	NH No Cost No Hardware LP + \$228 Lever Passage LL + \$450 Lever Lockset (non SFIC) LLIC-WOC + \$449 Lever Lockset (SFIC)	RK No Cost Random	Standard Finishes No Cost Premium Finishes + \$40 See Surface Materials Page 5	Standard Finishes Only See Surface Materials Page 5
---	---	---	---	---	---	---	---	---	---	---	---	---	---	---

.AG0	.AG0	.TN	.GN	N/A	.7H	.FD	.HC	.AS2	.GN	---	.NL	.LP	.RK	.Y	.Y
N/C +	N/C +	N/C +	N/C +	N/C +	N/C +	\$2383 +	N/C +	N/C +	N/C +	N/C +	N/C +	\$228 +	N/C +	N/C +	N/C +

## Wood Swing Doors

To aid in reconfigurations, TrendWall Doors may be purchased separately from Door Sections.



## Wood Swing Doors – Partial Height

Dimensions Width	List Price	Catalog Number	Door Height	Door Lite	Door Type	Door Surface Color	Door Glazing	Glazing Color	Door Louver	Door Hardware	Key Set	Trim Color
Left-Hand 36" (914)	\$714	SITDR36L	6H 6'8" (2032) Door	FD No Cost Flush Door	HC No Cost Hollow Core	Select HPL or Vinyl	GN No Cost No Glass	See Surface Materials Page 6	NL No Cost No Louver	NH No Cost No Hardware	RK No Cost Random	Standard Smooth Finishes Only No Cost  (Trim color not available on Flush Door).
Right-Hand 36" (914)	\$714	SITDR36R										
Build your complete Part Number here:			---	--	--	---	--	---	--	--	--	-

Sample Part Number:	SITDR36R	.H7	.FD	.HC	.AS2	.GN	.T04	.NL	.NH	.RK	.Y		
Total Cost \$714 =	\$714	+	N/C	+	N/C	+	N/C	+	N/C	+	N/C	+	N/C

## Door Hardware — When Ordered Separately

Prices for standard hardware when ordered separately.

Satin Chrome Lever Passage Set			
Description	List Price	Catalog Number	
Meets Handicapped ADA Requirements	\$255	SITLEVER238P	

Satin Chrome Lever Lockset			
Description	List Price	Catalog Number	Key Set
Meets Handicapped ADA Requirements	\$526	SITLEVER238L	RK No Cost Random
Locking Lever SFIC without Core	\$501	SITLEVERICWOC	

Door Hardware — When Ordered Separately			
Description	List Price	Catalog Number	
Standard Hinges, US26D Satin Chrome (Set of 3 Hinges)	\$88	THINGEC	
Door Jamb Anchor Kit, Price Per Pair 1 Pair Needed Per Door	\$47	DJAKIT	
Dome Door Stop	\$26	SITSTOP	
Door Closer	\$492	TDCLOSES	
Door Closer with Hold-Open Feature	\$566	TDCLOSEH	
Strike Plate	\$32	SITSPLATE	
Split Hinge	\$34	SITSH	
Build your complete Part Number here:		_____	__

Sample Part Number	TDCLOSEH	__
--------------------	----------	----

Total Cost \$566 =	\$566	+	N/C
--------------------	-------	---	-----

Surface Materials

TrendWall Information

TrendWall Space Planning

TrendWall Panels

TrendWall Doors

TrendWall Accessories

TrendWall Conditions

TrendWall Electrical Components

TrendWall Terms & Policies

Surface Materials  
TrendWall Information  
TrendWall Space Planning  
TrendWall Panels  
TrendWall Doors  
TrendWall Accessories  
TrendWall Conditions  
TrendWall Electrical Components  
TrendWall Terms & Policies

## Door Jamb

Description	List Price	Catalog Number	Panel Dimension	Door Height	Trim Color
Hinge - Right Side Hinge - Left Side	\$212 212	SITTDJHR SITTDJHL	Specify in 1/4" Increments from 7'2" to 10'	6H 6'8" (2032) Door	Standard Finishes No Cost
Strike - Right Side Strike - Left Side	\$212 212	SITTDJSR SITTDJSL		7H 7' (2134) Door	Premium Finishes + \$40  See Surface Materials Page 5

## Blank Plate

	List Price	Catalog Number		
Hinge/Strike Blank Plate	\$21	SITBP		

## Aluminum Louver Only

Dimensions	List Price	Catalog Number		Trim Color
27" (686) x 11" (279)	\$780	SITLOUVER		Standard Finishes No Cost  Premium Finishes + \$40  See Surface Materials Page 5

Build your complete Part Number here:

Sample Part Number

Total Cost \$21 =

-----	--	--	--
SITBP	--	--	.FY
\$21	+	N/C	+
		N/C	+
		N/C	

## Crown, Base and Miscellaneous Ceiling Components

Ceiling brace to be used with cornice height walls. Includes ceiling bezel.

Refer to Figure 1, page 8.

Caddy Clips may be used to attach the Crown to the ceiling grid. Use one every 2' (610) of Crown.

**Caution: There will be a loss of 1/2" (13) to 5/8" (16) ceiling height adjustment when using Caddy Clips.**

## Ceiling Grid Blocks

Ceiling Grid Blocks are finished stucco color. Specify either 3/8" (19)-high x 7/8" (22)-wide or 1/4" (16)-high x 7/8" (22)-wide. Special sizes available upon request.

## Miscellaneous Connectors – When Ordered Separately

Individual items that are included with the panel price are available when ordered separately.

## Crown Filler Block

The Crown Filler Block is used to create a false soffit below the ceiling grid. This allows up to an additional 12" of panel height for instances where panels are shorter than the actual ceiling height.

For example: TrendWall was ordered at 108", but the actual drop ceiling was installed at 112". Crown Filler Block (TCFB) can be used at a specified height of 4.375" to make up the gap. Note: Remember to add .375" for the reveal gap in the TrendWall Crown.

## Floor Plate

Carpet Grippers are supplied as standard with Floor Plate.

## Crown, Base and Miscellaneous Components

Description	List Price	Catalog Number	Trim Color
Straight Crown - 12' (3658)-Length	\$161	TCS	Standard Finishes No Cost  Premium Finishes + \$40 See Surface Materials Page 5
Crown Corner	\$65	TCC	
Crown End Cap	\$47	TCE	
Ceiling Brace - Round	\$161	TCBRACERD	No Cost Standard Smooth Finish Only  See Surface Materials Page 5
Ceiling Brace - Square	\$161	TCBRACESQ	
Crown Filler Block - 8' (203)-Length	\$441	TCFB	
Floor Plate - 12' (3658)-Length	\$104	TFP	
4" Vinyl Base - 12' (3658)-Length	\$73	TSB	
4" Corner Base	\$78	TCB	
Base End Cap	\$5	ETBASEND	

## Miscellaneous Connectors

Description	List Price	Catalog Number	Trim Color
Freestanding Stabilizing Block (3/4" x 2 3/4" x 96" Unfinished)	\$261	WB-10552	
Crown Connector Plate	\$5	TCCPLATE	
Crown Alignment Plate	\$26	TCAPLATE	
Ceiling Grid Block-1" Grid 2 3/4" (70) x 3/8" (10)	\$5	TWGBLOCK38	
Ceiling Grid Block-1" Grid 2 3/4" (70) x 1/4" (6)	\$5	TWGBLOCK14	
Ceiling Grid Block-9/16" Grid 2 3/4" (70) x 3/8" (10)	\$5	TWGBLOCKS38	
Ceiling Grid Block-9/16" Grid 2 3/4" (70) x 1/4" (6)	\$5	TWGBLOCKS14	
Caddy Clips, Flush Grid 1/2" (13)	\$6	TCHOOK5	
Caddy Clips, Recessed Grid 1 1/2" (38)	\$6	TCHOOK15	
Crown Foam Tape	\$51	SITW215	
Panel Leveling Bolt	\$5	SITLB	
Straight Panel Connector	\$5	TSCONNECTOR	
Corner Panel Connector	\$5	TCCONNECTOR	
Positioning Tape (50' [15240] Roll)	\$40	TDFTAPE	
TrendWall Carpet Gripper Kit	\$65	TCGRIP	
Leveling Bolt Bracket	\$81	SITLBB	
Stabilizing Bracket	\$32	SITSB	

Build your complete Part Number here:

Sample Part Number:

Total Cost \$441 =

TCFB	.3.25	.Y
------	-------	----

\$441	+	N/C	+	N/C
-------	---	-----	---	-----

### \*Panel Dimension for TCFB

Specify in 1/4" Increments from 1" to 12"



## Sound Packing

Sound packing may be added to panel runs to enhance the overall STC performance of the wall. It includes loose mineral fiber pieces to pack inside of base, crown, wall channels and pilaster cavities. Sound packing for ceiling fillers requires 50% (1/2) of the lineal footage of ceiling fillers.

**Note: Sound control results will vary based on grade of ceiling, floor coverings, draperies, duct work, etc.**

**Note: Sound Packing is shipped separate from TrendWall panels and requires additional installation time.**

### Laminated Gypsum

Individual sheets of vinyl laminated or fabric covered gypsum. Will be shipped on pallets only.

MATERIAL      PIECES PER PALLET

3/8" (10) Gypsum      25

### Cut Fabric or Vinyl

Fabric and Vinyl are available by the yard. Fabric width is 66" (1676); Vinyl width is 62" (1575).

## Sound Packing

Description	List Price	Catalog Number	
Sound Packing, by lineal foot	\$32	SP	
Sound Packing Ceiling Filler, by lineal foot	10	SPCF	

## Vinyl Laminated Square-Edged Gypsum

Description	List Price	Catalog Number	
4' (1219) x 10' (3048), 3/8" (10)-thick	\$288	TVIDGYP38	

## Fabric Covered Square-Edged Gypsum

Description	List Price Fabric Grade						Catalog Number	
	0/1	2	3	4	5	6		
4' (1219) x 10' (3048), 3/8" (10)-thick	\$561	\$625	\$661	\$671	\$683	\$692	TFABGYP38	

## Fabric and Vinyl Material Only

Description	List Price	Catalog Number	Fabric Color
Grade 1 Fabric, by Yard	\$89	SISFLYG1	See Surface Materials Page 3
Grade 2 Fabric, by Yard	\$93	SISFLYG2	
Grade 3 Fabric, by Yard	\$105	SISFLYG3	
Grade 4 Fabric, by Yard	\$116	SISFLYG4	
Grade 5 Fabric, by Yard	\$132	SISFLYG5	
Grade 6 Fabric, by Yard	\$151	SISFLYG6	
Vinyl, Solid Colors, by Yard	\$20	SISVIDYD	
Vinyl, Wood-Grained, by Yard	\$32	SISWGVYD	

## Touch Up Paint/Vinyl Repair Kit

Description	List Price	Catalog Number	Trim Color
Brush Touch Up Paint	\$4	BTU	No Cost Standard or Premium Finishes
Touch Up Spray Can	\$57	STU	

Sample Part Number:

SPCF	--
------	----

Total Cost \$10 =

\$10	+
------	---

Surface Materials  
TrendWall Information  
TrendWall Space Planning  
TrendWall Panels  
TrendWall Doors  
TrendWall Accessories  
TrendWall Conditions  
TrendWall Electrical Components  
TrendWall Terms & Policies

### Glass Molding

Description	List Price	Catalog Number	Trim Color
Male Glass Molding	\$73	TGMOLD	No Cost Standard Smooth Finishes Only  See Surface Materials Page 5
Female Glass Molding	73	TGFMOLD	

### Misc Accessories

Description	List Price	Catalog Number	Trim Color
Punch out Covers (Contrada power data covers)	27	SIARC	No Cost Standard Smooth Finishes Only  See Surface Materials Page 5
Picture Hanger	37	PH	

### Sliding Glass Window Shelf and Track

Description	List Price	Catalog Number	Surface Color
High-Pressure Laminated Shelf, 12" (305)-deep x 36" (915)-long	\$532	SITSGS36	High-Pressure Laminate No Cost
High-Pressure Laminated Shelf, 12" (305)-deep x 42" (1067)-long	541	SITSGS42	Available in Standard Solid High-Pressure Laminate only.
High-Pressure Laminated Shelf, 12" (305)-deep x 48" (1219)-long	548	SITSGS48	

Build your complete Part Number here:

-----	--
-------	----

Sample Part Number

SITSGS36	.520
----------	------

Total Cost \$532 =

\$532	+	N/C
-------	---	-----

## CONDITIONS

TrendWall Conditions are the connector kits that join individual panels together. These conditions include all necessary trim pieces and hardware to trim out and connect a TrendWall installation. Conditions may be specified in one of two possible styles: Standard and Enhanced. Standard pilasters are designed to fit flush within the panel run and highlight the panel's side rail, while Enhanced pilasters mount over the panel connection and cover the side rails to give a more monolithic aesthetic.

## Straight Conditions

These conditions include two straight pilasters and panel connectors and are used to make an inline panel connection. Straight Conditions are available in both standard and enhanced versions. They can also be ordered with electrical punch-outs to accommodate either hard-wire or modular power.

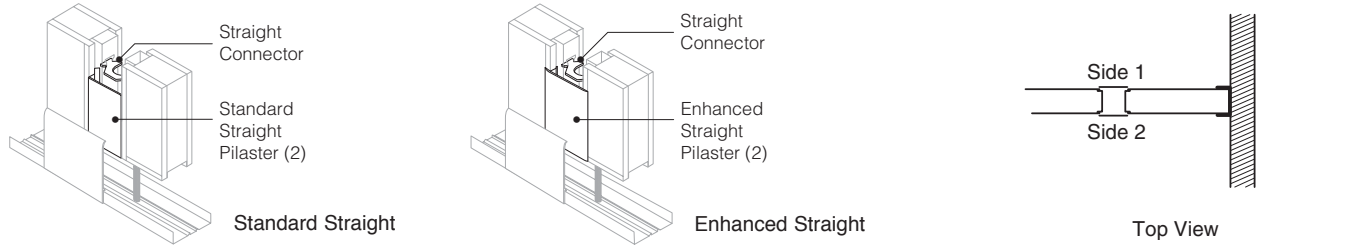
Specify actual ceiling height in inches using a decimal to represent fractions in one eighth inch increments. Example: 7'6 1/2" = 90.5".

**Note: Punch-out for Side 1 can not be the same as Side 2 for switch height or Hardwire power.**

## Punch-Out Description

Punch-out size is Decora: 1.38"w x 2.7"h

- C0 Switch Height w/ Box
- C1 45" Switch Height
- C2A 18" Standard Height
- C3 32" Work Height
- C4 6" Data Height
- C5A 18" Standard & 32" Work Height
- C6A 18" Standard & 6" Data Height
- C7 6" Data & 32" Work Height
- C8 Special Punch Out Location
- AV 72" AV Height
- AVC5A 72" AV, 18" Standard & 32" Work Height
- AVC6A 72" AV, 6" Data & 18" Standard Height



## Standard Straight Conditions

Dimensions Height	Paint/Vinyl	List Price Fabric Grade						Catalog Number	Component Panel Dimensions	Surface Color		Punch-out	
		0/1	2	3	4	5	6			Side 1	Side 2	Side 1	Side 2
4' (1219)	\$142	\$148	\$163	\$173	\$184	\$193	\$197	WCSS04	Specify Ceiling Height in 1/8" Increments	Select Paint, Vinyl or Fabric   See Surface Materials Page 3 and Page 5   Note: Paint is available on Standard Straight Conditions only.	CN No Cost No Punch-out	CN No Cost No Punch-out	
8' (2438)	213	219	234	244	255	264	268	WCSS08					
9' (2743)	219	225	240	250	261	270	274	WCSS09					
10' (3048)	224	230	245	255	266	275	279	WCSS10					

## Enhanced Straight Conditions

Dimensions Height	Paint/Vinyl	List Price Fabric Grade						Catalog Number
		0/1	2	3	4	5	6	
4' (1219)	\$175	\$181	\$195	\$203	\$213	\$220	\$227	WCES04
8' (2438)	276	282	296	304	314	321	328	WCES08
9' (2743)	279	285	299	307	317	324	331	WCES09
10' (3048)	282	288	302	310	320	327	334	WCES10

Build your complete Part Number here: \_\_\_\_\_

Sample Part Number:

WCES10	.120	.AG0	.AG0	.C1	.C2A
--------	------	------	------	-----	------

Total Cost \$323 =

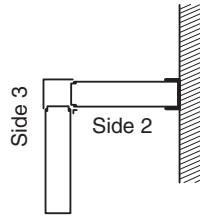
\$302	+	N/C	+	N/C	+	N/C	+	\$19	+	N/C
-------	---	-----	---	-----	---	-----	---	------	---	-----

## CORNER CONDITIONS

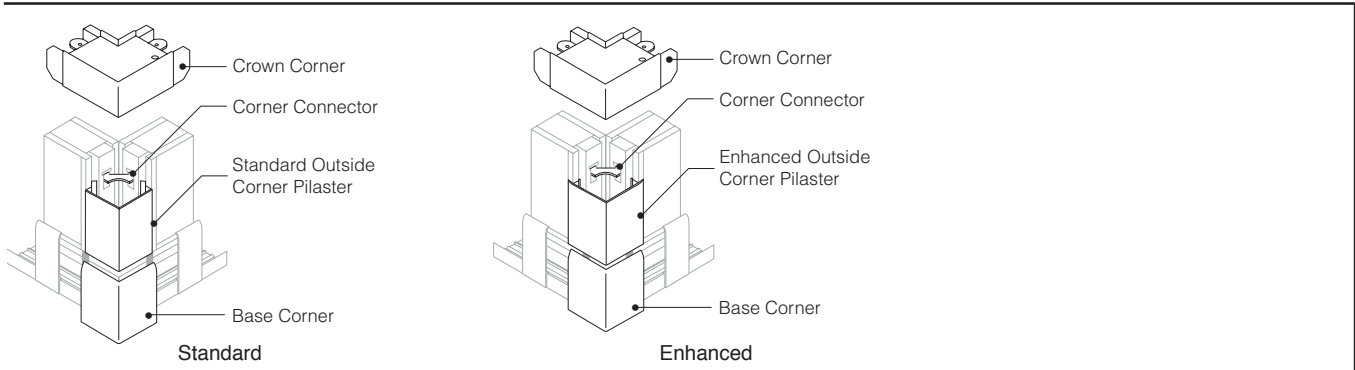
Corner Conditions include one outside corner pilaster cover, panel connectors, one crown corner and one base cover. Corner Conditions are used to create 90° corner in panel runs. Corner Conditions are available in both Standard and Enhanced versions.

Note: Corner Conditions maintain centerline dimensioning (see Page 8).

Specify actual ceiling height in inches using a decimal to represent fractions in one eighth inch increments. Example: 7'6<sup>1</sup>/<sub>2</sub>" = 90.5".



Top View



### Standard Corner Conditions

Dimensions Height	List Price Fabric Grade							Catalog Number	Panel Dimensions	Surface Color Side 3	Trim Color	Base Color
	Vinyl	0/1	2	3	4	5	6					
4' (1219)	\$154	\$157	\$162	\$168	\$174	\$182	\$186	WCSC04	Specify Ceiling Height in 1/8" Increments	Select Paint, Vinyl or Fabric See Surface Materials Page 3 and Page 5  Note: Paint is available on Standard Corner Conditions only.	Standard Finishes No Cost  Premium Finishes + \$19  See Surface Materials Page 5	Standard Finishes Only  See Surface Materials Page 5
8' (2438)	239	242	247	253	259	267	271	WCSC08				
9' (2743)	240	243	248	254	260	268	272	WCSC09				
10' (3048)	247	250	255	261	267	275	279	WCSC10				

### Enhanced Corner Conditions

Dimensions Height	List Price Fabric Grade							Catalog Number
	Vinyl	0/1	2	3	4	5	6	
4' (1219)	\$230	\$233	\$238	\$244	\$250	\$258	\$262	WCEC04
8' (2438)	357	360	365	371	377	385	389	WCEC08
9' (2743)	358	361	366	372	378	386	390	WCEC09
10' (3048)	362	365	370	376	382	390	394	WCEC10

Build your complete Part Number here:

-----

Sample Part Number:

WCEC10 .96.75 .AG0 .Y .Y

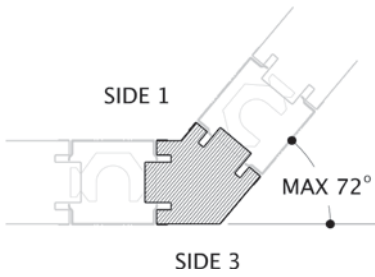
Total Cost \$370 =

\$370 + N/C + N/C + N/C + N/C

## Angled Conditions

The TrendWall system allows specification of a standard 90 degree 2-way condition, plus virtually any angle within 72 degrees of a straight in-line condition, as shown in the drawing. As with standard 90 degree 2-way conditions, the Standard Angle Condition (WCSAXX) comes with a mating crown corner (24" leg length). The service items (SITWCSAXX) do not include the mating crown corner. 30, 45 and 60 degree angled conditions

do not require a drawing to be submitted; however, when specifying angled conditions other than 30, 45 or 60, a detailed scale drawing must be submitted.



## Standard Angle Conditions

Dimensions Height	List Price Fabric Grade							Catalog Number	Panel Dimensions	Surface Color		Trim Color	Angle
	Vinyl	0/1	2	3	4	5	6			Side 2	Side 3		
<b>Crown Corner Included</b>								WCSA04 WCSA08 WCSA09 WCSA10	Specify Ceiling Height in 1/8" Increments	See Surface Materials Page 3 and Page 5	Standard Finishes No Cost  Premium Finishes +\$19	Specify Angle	
4' (1219)	\$837	\$843	\$858	\$868	\$879	\$888	\$892						
8' (2438)	902	908	923	933	944	953	957						
9' (2743)	944	950	965	975	986	995	999						
10' (3048)	984	990	1005	1015	1026	1035	1039						
<b>Crown Corner Not Included</b>								SITWCSA04 SITWCSA08 SITWCSA09 SITWCSA10		See Surface Materials page 5	Note: wood parts will default to smooth finish.		
4' (1219)	\$496	\$503	\$519	\$528	\$539	\$548	\$552						
8' (2438)	762	769	785	794	805	814	818						
9' (2743)	796	802	819	828	839	848	852						
10' (3048)	849	856	872	881	892	901	905						
<b>Build your complete Part Number here:</b>								-----	---	---	---	-	--

Sample  
Part Number:

<u>WCSA10</u>	<u>.96.75</u>	<u>.AG0</u>	<u>.AG0</u>	<u>.P</u>	<u>.45</u>
---------------	---------------	-------------	-------------	-----------	------------

Total Cost \$984 =

\$984	+	N/C	+	N/C	+	N/C	+	N/C	+	N/C
-------	---	-----	---	-----	---	-----	---	-----	---	-----

## Angle Wood Blocks

Angle Wood Blocks are available for attaching panels to a fixed wall at an angle other than a 90°. Detailed scaled drawings must be submitted when ordering.

Surface Materials

TrendWall Information

TrendWall Space Planning

TrendWall Panels

TrendWall Doors

TrendWall Accessories

TrendWall Conditions

TrendWall Electrical Components

TrendWall Terms & Policies

### Angle Wood Blocks

Dimensions Height	List Price	Catalog Number	Trim Color	Angle
4' (1219)	\$293	WCASB04 WCASB08 WCASB09 WCASB10	Standard Smooth Trim Only  See Surface Materials Page 5	Specify Angle
8' (2438)	451			
9' (2743)	465			
10' (3048)	478			
Build your complete Part Number here:		-----	-	--

Sample Part Number:

WCASB10	.Y	.45
---------	----	-----

Total Cost \$478 =

\$478	+	N/C	+	N/C
-------	---	-----	---	-----

## 3-WAY CONDITIONS

3-Way Conditions, commonly called "T" conditions, are used to create a 3-way panel connection in panel runs. Choices panel hung components. They can also be ordered with electrical punch-outs to accommodate either hardwire or modular power. Punch-Outs are available on the outside face only.

### Standard 3-Way Conditions

Standard 3-Way Conditions include one standard straight pilaster cover and panel connectors.

## Enhanced 3-Way Conditions

Enhanced 3-Way Conditions include one enhanced straight pilaster cover and panel connectors.

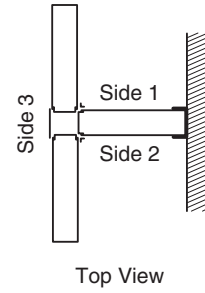
Note: 3-Way Conditions maintain centerline dimensioning.

### Punch-Out Description

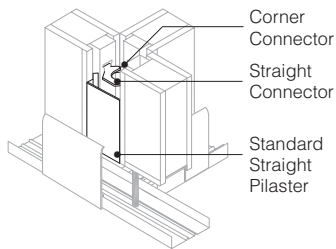
Punch-out size is Decora: 1.38" w x 2.7" h

- C0 Switch Height w/ Box
- C1 45" Switch Height
- C2A 18" Standard Height
- C3 32" Work Height
- C4 6" Data Height
- C5A 18" Standard & 32" Work Height
- C6A 18" Standard & 6" Data Height
- C7 6" Data & 32" Work Height
- C8 Special Punch Out Location
- AV 72" AV Height
- AVC5A 72" AV, 18" Standard & 32" Work Height
- AVC6A 72" AV, 6" Data & 18" Standard Height

Specify actual ceiling height in inches using a decimal to represent fractions in one eighth inch increments. Example: 7'6 1/2" = 90.5".

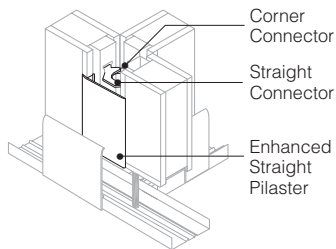


Top View



### Standard 3-Way Conditions

Dimensions Height	Paint/Vinyl	List Price Fabric Grade						Catalog Number	Panel Dimensions	Surface Color Side 3	Punch-out Side 3	Component Mounting Side 3
		0/1	2	3	4	5	6					
4' (1219)	\$83	\$86	\$91	\$97	\$103	\$111	\$115	WCS304	Specify Ceiling Height in 1/8" Increments	Select Paint, Vinyl or Fabric	CN No Cost No Punch-out	NK3 No Cost No Kit
8' (2438)	127	130	135	141	147	155	159	WCS308				
9' (2743)	132	135	140	146	152	160	164	WCS309				
10' (3048)	133	136	141	147	153	161	165	WCS310				
<p>Note: Paint is available on Standard 3-Way Conditions only.</p>												
												C0 + \$54
												C1 + \$19
												C2A + \$19
												C3 + \$19
												C4 + \$19
												C5A + \$41
												C6A + \$41
												C7 + \$41
												C8 + \$19
												AV + \$19
												AVC5A + \$62
												AVC6A + \$62



### Enhanced 3-Way Conditions

Dimensions Height	Paint/Vinyl	List Price Fabric Grade						Catalog Number
		0/1	2	3	4	5	6	
4' (1219)	\$105	\$107	\$111	\$113	\$123	\$131	\$135	WCE304
8' (2438)	162	164	168	170	180	188	192	WCE308
9' (2743)	164	167	172	178	184	192	196	WCE309
10' (3048)	165	171	179	191	194	203	208	WCE310

Build your complete Part Number here:

---	---	---	---	---
-----	-----	-----	-----	-----

Sample Part Number:

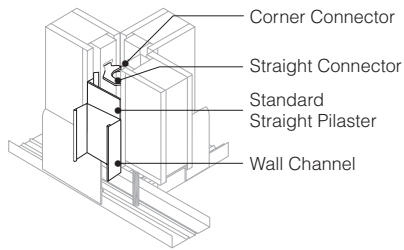
WCE310	.105	.AS2	.CN	--
--------	------	------	-----	----

Total Cost \$165 =

\$165	+	N/C	+	N/C	+	N/C	+	N/C
-------	---	-----	---	-----	---	-----	---	-----

## 4-Way Conditions

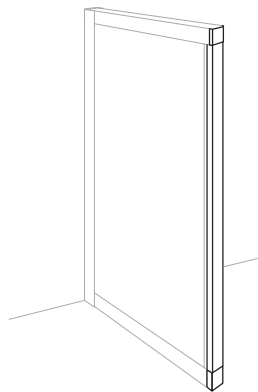
4-Way Conditions include one steel pilaster, one wall channel and panel connectors. 4-Way Conditions are specified with Trim color only, as only the painted wall channel is seen.



## Finished End Kits

Finished End Kits are used to create an end of run that does not abut an existing building element. They can be used in pairs to create archways. One kit includes a painted finished end, one crown cap and two vinyl door base ends.

Specify actual ceiling height in inches using a decimal to represent fractions in one eighth inch increments.  
Example: 7'6<sup>1</sup>/<sub>2</sub>" = 90.5".

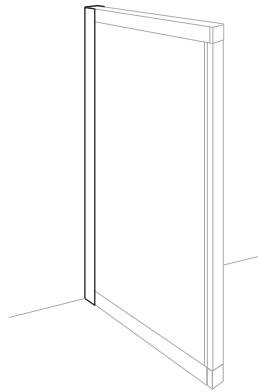


## 4-Way Conditions

Dimensions Height	List Price	Catalog Number	Panel Dimensions	Trim Color
4' (1219)	\$ 148	WCS404	Specify Ceiling Height in 1/8" Increments	Standard Finishes No Cost  Premium Finishes + \$19  See Surface Materials Page 5
8' (2438)	295	WCS408		
9' (2743)	317	WCS409		
10' (3048)	336	WCS410		

## Finished End Kits

Dimensions Height	List Price	Catalog Number	Base Color
4' (1219)	\$ 138	FEK04	Standard Smooth Finishes Only  See Surface Materials Page 5
10' (3048)	213	FEK10	



## Wall Channel

Dimensions Height	List Price	Catalog Number
4' (1219)	\$ 101	TWC04
8' (2438)	188	TWC08
9' (2743)	198	TWC09
10' (3048)	209	TWC10
Build your complete Part Number here:		
---	---	---

Sample Part Number:	TWC10	---	.Y	-			
Total Cost \$209 =	\$209	+	N/C	+	N/C	+	N/C



## Standard Pilasters

Standard Pilasters leave the vertical painted frames of the panels showing on each side of the Pilaster. Standard Pilasters are available for Straight or Outside Corner Conditions.

## Enhanced Pilasters

Enhanced Pilasters are designed to cover the panel's metal frame to give a continuous look to the panel run. Enhanced Pilasters are available as Straight, Outside Corner, and Inside Corner configurations.

Specify actual ceiling height in inches using a decimal to represent fractions in one eighth inch increments.


Example: 7'6<sup>1</sup>/<sub>2</sub>" = 90.5".

**Note: Punch-out for Side 1 can not be the same as Side 2 for switch height or Hardwire power.**

## Punch-Out Description

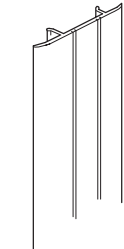
Punch-out size is 1.38" W x 2.7" H

- C0 Switch Height w/ Box
- C1 45" Switch Height
- C2A 18" Standard Height
- C3 32" Work Height
- C4 6" Data Height
- C5A 18" Standard & 32" Work Height
- C6A 18" Standard & 6" Data Height
- C7 6" Data & 32" Work Height
- C8 Special Punch Out Location
- AV 72" AV Height
- AVC5A 72" AV, 18" Standard & 32" Work Height
- AVC6A 72" AV, 6" Data & 18" Standard Height



### Standard Straight Pilasters

Dimensions Height	List Price		Catalog Number	Panel Dimensions	Surface Color	Punch-out
	Paint/Vinyl	Fabric				
4' (1219)	\$51	\$60	SITPS04	Specify Ceiling Height in 1/8" Increments	See Surface Materials Page 3 and Page 5  Note: Paint is available on Standard Straight Pilasters only.	CN No Cost
8' (2438)	88	97	SITPS08			C0 + \$54
9' (2743)	97	106	SITPS09			C1 + \$19
10' (3048)	103	112	SITPS10			C2A + \$19



### Enhanced Straight Pilasters

Dimensions Height	List Price		Catalog Number
	Vinyl	Fabric	
4' (1219)	\$72	\$81	SITEPS04
8' (2438)	118	127	SITEPS08
9' (2743)	120	129	SITEPS09
10' (3048)	132	141	SITEPS10

Build your complete Part Number here:

---	---	---	--
-----	-----	-----	----

Sample Part Number:

SITPS10	.102.25	.AG0	.C1
---------	---------	------	-----

Total Cost \$131 =

\$112	+	N/C	+	N/C	+	\$19
-------	---	-----	---	-----	---	------

- Surface Materials
- TrendWall Information
- TrendWall Space Planning
- TrendWall Panels
- TrendWall Doors
- TrendWall Accessories
- TrendWall Conditions
- TrendWall Electrical Components
- TrendWall Terms & Policies

Specify actual ceiling height in inches using a decimal to represent fractions in one eighth inch increments.  
Example: 7'6<sup>1</sup>/<sub>2</sub>" = 90.5".

Standard Corner Pilasters					
Dimensions Height	List Price		Catalog Number	Panel Dimensions	Surface Color
	Paint/Vinyl	Fabric			
4' (1219)	\$111	\$120	SITPC04	Specify Ceiling Height in 1/8" Increments	Select Paint, Vinyl or Fabric  See Surface Materials Page 3 and Page 5  Note: Paint is available on Standard Corner Pilasters only.
8' (2438)	181	190	SITPC08		
9' (2743)	185	194	SITPC09		
10' (3048)	189	198	SITPC10		

Enhanced Corner Pilasters			
Dimensions Height	List Price		Catalog Number
	Vinyl	Fabric	
4' (1219)	\$ 156	\$165	SITEPC04
8' (2438)	262	271	SITEPC08
9' (2743)	267	276	SITEPC09
10' (3048)	274	283	SITEPC10

Build your complete Part Number here:			---	---	---
---------------------------------------	--	--	-----	-----	-----

Sample Part Number:	SITPC10	.96	.AG0		
Total Cost \$189 =	\$189	+	N/C	+	N/C

Surface Materials  
TrendWall Information  
TrendWall Space Planning  
TrendWall Panels  
TrendWall Doors  
TrendWall Accessories  
TrendWall Conditions  
TrendWall Electrical Components  
TrendWall Terms & Policies

## Vertical Hardwire Box

The Vertical Hardwire Box is a custom size and comes with 2 mounting brackets. UL Listed.

## Hardwire Box

The Hardwire Box is an Appleton M1250. It is 2½" deep x 3¾" high x 1<sup>13</sup>/<sub>16</sub>" wide with ½" and ¾" knock outs. UL Listed.

## Ceiling Feed

The Ceiling Feed supplies power from the ceiling to the distribution block on the Power Module. Length is 12' (3658) of conduit with 13' (3962) of wire.

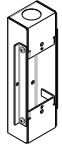
## Power Modules

Power Modules are available in three styles to bring power access to the area between the panels at varying heights. One end has a connector for attachment to Power Harnesses and the other end

has a distribution block to accept a Power Duplex, both sides back to back.

## Power Duplexes

The TrendWall Power Duplex plugs into the distribution block on the Power Module to access the power circuit. Each Power Duplex is clearly marked for Circuit I, II, III or IVΔ access. Circuit IVΔ has an orange numeral and delta symbol(Δ) to indicate it accesses the dedicated circuit. Packaged in boxes of six of the same duplex.



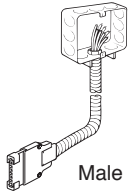
### Vertical Hardwire

Depth	Height	Width	List Price	Catalog Number
1 1/3"	6 1/2"	2"	\$179	TWVEB



### Hardwire Box

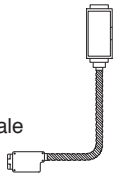
Depth	Height	Width	List Price	Catalog Number
2 1/2"	3 3/4"	1 13/16"	\$37	SITM1250



Male

### Ceiling Feed

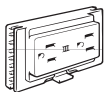
Description	List Price	Catalog Number
4-Circuit, 10 Feet	\$185	SITCFTP
4-Circuit, 12 Feet	\$226	SITCFTP144



Male

### Power Modules

Description	List Price	Catalog Number
Standard Height	\$151	SHPMADA
Work Height	\$192	WHPM
Work Height Adder	\$151	WHPMADA



Package Contains 6 Duplex Plugs

### Power Duplexes

Description	Depth	List Price	Catalog Number	Trim Color
Circuit I	1 5/16"	\$213	TWD1	Standard Smooth Finishes Only No Cost
Circuit II	1 5/16"	\$213	TWD2	
Circuit III	1 5/16"	\$213	TWD3	
Circuit IVΔ	1 5/16"	\$240	TWD4	

### Single Power Duplexes

Description	Depth	List Price	Catalog Number
Circuit I	1 5/16"	\$48	SITD1
Circuit II	1 5/16"	\$48	SITD2
Circuit III	1 5/16"	\$48	SITD3
Circuit IVΔ	1 5/16"	\$51	SITD4

See Surface Materials Page 5

Build your complete Part Number here: \_\_\_\_\_

Sample Part Number:    TWD1    .Y   

Total Cost \$213 =


\$213 + N/C

## Pass-Through Harness

Pass-Through Harnesses bring power from a feed point to a distribution point at a Power Module. Harnesses are available in lengths from 24" (610) to 141" (3581) in 3" (76) increments and 16" (406) Male/Male Harness for connecting Power at 3- and 4-way panel intersections.

## For Hardwire Installations

Electrical boxes are not included, however, Fellowes recommends the use of one of the following: Appleton M1-250, Bowers 1-MBS, Raco 562, Thomas & Betts GW-125-C or equivalent.



## Pass-Through Harness

Dimensions Length	List Price	Catalog Number
24" (610)	\$ 158	THARN24
27" (686)	158	THARN27
30" (762)	158	THARN30
33" (838)	158	THARN33
36" (914)	158	THARN36
39" (991)	158	THARN39
42" (1067)	188	THARN42
45" (1143)	188	THARN45
48" (1219)	188	THARN48
51" (1295)	188	THARN51
54" (1372)	188	THARN54
57" (1448)	188	THARN57
60" (1524)	216	THARN60
63" (1600)	216	THARN63
66" (1676)	216	THARN66
69" (1753)	216	THARN69
72" (1829)	216	THARN72
75" (1905)	216	THARN75
78" (1981)	247	THARN78
81" (2057)	247	THARN81
84" (2134)	247	THARN84
87" (2210)	247	THARN87
90" (2286)	247	THARN90
93" (2362)	247	THARN93
96" (2438)	276	THARN96
99" (2515)	276	THARN99
102" (2591)	276	THARN102
105" (2667)	276	THARN105
108" (2743)	276	THARN108
111" (2819)	276	THARN111
114" (2896)	307	THARN114
117" (2972)	307	THARN117
120" (3048)	307	THARN120
123" (3124)	307	THARN123
126" (3200)	307	THARN126
129" (3277)	307	THARN129
132" (3353)	325	THARN132
135" (3429)	325	THARN135
138" (3505)	325	THARN138
141" (3581)	325	THARN141

Build your complete Part Number here:

-----

Sample Part Number:

THARN42  
-----

Total Cost \$188 =

\$188

Surface Materials  
TrendWall Information  
TrendWall Space Planning  
TrendWall Panels  
TrendWall Doors  
TrendWall Accessories  
TrendWall Conditions  
TrendWall Electrical Components  
TrendWall Terms & Policies

## Male/Male Harness

One is required at each 4-way condition.

## End Block

The new TrendWall Electrical End Block (TEEB) provides necessary connectors at the end of a TrendWall Modular Electrical run. One is required at the end of a run.

## For Hardwire Installations

Electrical boxes are not included, however, Fellowes recommends the use of one of the following: Appleton M1-250, Bowers 1-MBS, Raco 690, Steel City GW-125-C or equivalent.

Surface  
Materials

TrendWall  
Information

TrendWall  
Space  
Planning

TrendWall  
Panels

TrendWall  
Doors

TrendWall  
Accessories

TrendWall  
Conditions

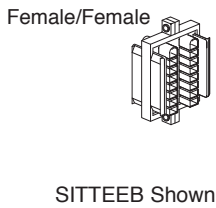
TrendWall  
Electrical  
Components

TrendWall  
Terms &  
Policies



### Male/Male Harness

Dimensions Length	List Price	Catalog Number
16" (406)	\$142	TCHMM



### End Block

	List Price	Catalog Number
Female/ Female Male/ Male	\$49 28	SITTEEB SITEBMM
Build your complete Part Number here:		_____

Sample  
Part Number:

SITTEEB

Total Cost \$49 =

\$49

## **Terms & Policies**

*Terms & Policies* [62](#)

*Warranty* [70](#)

## FELLOWES CONTRACT INTERIORS GLOBAL TERMS AND CONDITIONS OF SALE (All Locations)

These terms shall be considered to be an inseparable part of any additional terms between the applicable Fellowes entity and Customer and are collectively referred to herein as the Terms and Conditions. To the extent that any terms provided by Customer conflict with the terms and conditions that follow, these Terms and Conditions shall govern that transaction.

### Acceptance; Entire Agreement.

Acceptance by Customer of delivery of goods constitutes acceptance by Customer of the following terms and conditions. Any additional or different terms proposed by Customer shall be deemed to have been objected to by the Fellowes entity ("Fellowes" or "Seller"), shall be of no force or effect, and shall not be binding upon or enforceable against Seller. These terms and conditions constitute the entire agreement and understanding between the parties and supersede any and all prior agreements, understandings and communications with Customer, oral or written, relating to the goods that Seller or any of its subcontractors may provide (collectively, the "Goods"). No course of dealing or course of performance, either prior to, during or after the delivery of the Goods, shall be relevant or admissible by Customer to supplement, explain or vary these Terms and Conditions. The invalidity or unenforceability of any Terms and Conditions shall not affect the validity or enforceability of any other term or condition, and the remaining terms and conditions shall remain in full force and effect. No waiver, amendment or modification of these Terms and Conditions shall be binding upon or enforceable against Seller until approved in writing by a Fellowes Authorized Signatory.

### Proprietary Information; Confidentiality.

Advertising. Customer shall consider all information furnished by Fellowes, as well as information learned about Fellowes' business or products, to be confidential and shall not disclose any such information to any other person or entity or use such information itself for any purpose other than performing hereunder, unless Customer obtains written permission from Fellowes to do so. This paragraph shall apply to drawings, specifications, or other documents prepared by Customer or Fellowes in connection with this order as well as observations of Customer while receiving goods or services. Customer shall not advertise or publish the fact that Fellowes has contracted to sell goods or services to Customer, nor shall any information relating to the order be disclosed without Fellowes' written permission unless otherwise agreed in writing, no commercial financial or technical information disclosed in any manner or at any time by Customer to Fellowes shall be deemed secret or confidential and Customer shall have no rights against Fellowes with respect thereof except such rights as may exist under patent or copyright laws.

### Trademark Rights.

Fellowes grants Customer a non-exclusive, royalty-free license to use the Fellowes' trademarks included on any goods purchased hereunder (the "Licensed Marks") in connection with Customer's sale or marketing of goods in the course of Customer's business. The license granted herein does not include a right to sublicense. Customer acknowledges that Fellowes is the owner of the Licensed Marks, and nothing herein shall grant to Customer any right, title or interest in the Licensed Marks, except as specifically set forth herein. Customer shall use Fellowes' trademarks in a manner that is consistent with Fellowes' standards. This includes using the ® designation adjacent to registered trademarks, and the TM designation adjacent to unregistered trademarks, where practicable. Customer shall cooperate with Fellowes' requests to ensure that Fellowes' trademarks are used in this manner. Fellowes shall have the right to review and inspect any marketing or promotional materials relating to the Licensed Products and, in its sole discretion, to prohibit the use of any such materials that do not meet Fellowes' standards. If Customer becomes aware of any infringing products, Customer will promptly notify Fellowes, which reserves the right to take any action. This trademark license is revocable at Fellowes' sole discretion.

### Prices.

Prices quoted by Fellowes are subject to change without notice. Prices billed on invoice at time of shipment shall govern. Unless otherwise stated, all prices are quoted in U.S. Dollars. Seller will not accept or process purchase orders that contain pricing different from the standard prices. Fellowes reserves the right to revise all pricing, discounts, and freight terms, at any time, without notice. Current product pricing is included on product pages at Fellowes.com. Prices which are in effect at the time of order shall apply. Listed prices exclude additional fees applicable to special services requested by Customer (e.g., special cutting).

### Taxes.

The prices for the Goods do not include sales, use and other taxes, duties and other governmental fees and charges that may be applicable to the Goods, and Customer shall be responsible for and pay upon demand all such taxes, duties and other governmental fees and charges (other than income taxes of Seller), notwithstanding that responsibility for collection or payment of such taxes, duties and other governmental fees and charges may be imposed by law on Seller or any of its subcontractors. All authorized dealers should ensure that a resale tax exemption certificate is on file with Fellowes.

### Discontinued products.

Due to changing market demands, Fellowes may periodically discontinue certain products. Fellowes reserves the right to change and/or discontinue products at any time without notice.

### Credit.

Fellowes may, in its sole discretion, extend credit to the Customer. For credit limits in excess of \$100,000, Fellowes requires audited financial statements prior to initial credit approval and on an annual basis thereafter. Fellowes shall perform periodic credit reviews using credit reporting agencies, trade references, industry trade groups and banks. In the event of a material adverse change in Customer's credit standing or in the event that Customer does not comply with the terms of these

provisions, Fellowes shall have the right to change terms of payment, and Fellowes obligation to provide Products will be subject to reaching mutual agreement on revised terms.

To establish an account, Customer must complete and submit Fellowes' New Account Application (signed by company officer of Customer), Federal Taxpayer ID (Form W-9) and State Resale Certificate. Subject to sales, credit history, and credit lines, a deposit or advance payment may be required to process large orders.

Once credit is approved, payment terms are net 30 days. Prior to Customer's credit approval (with receipt of required documents), prepayment of orders may be made by corporate check, wire transfer or ACH or for convenience, credit cards (Visa and Mastercard) are accepted.

### Payment.

Unless otherwise agreed in writing or stated on the Invoice, all payments are to be made in US Dollars and all amounts payable by Customer shall be due and payable in full 30 days after invoice. Fellowes will not accept the unilateral assessment of any fee, marketing support, co-op or other advertising, expense reimbursement, rebate, offset or any other financial or marketing support not explicitly authorized in writing by an authorized officer of Seller.

Any amounts not paid in full within 30 days after invoice shall be subject to a late payment charge of 1 ½ % per month (or, if less, the maximum amount permitted by law) from the date due until paid. Fellowes' obligation to provide Products is subject to receipt of prompt payment of all invoices pursuant to the terms of this and other agreements we may have with Customer. Progress billing of interest due or a failure to bill for interest due shall not constitute a waiver of Fellowes' right to charge interest on all amounts past due to the date payment is received. Should any portion of an invoice become disputed you agree to pay the undisputed portion according to its terms, and you will notify us promptly of the dispute.

Both parties agree to use their best efforts to resolve the disputed portion of such invoice within 30 days. Fellowes shall have the right to set off against any amount that Fellowes may be obligated to pay to Customer any amounts due or to become due to Fellowes from Customer and its divisions, subsidiaries and affiliated companies. Fellowes may assign payments due to a wholly-owned subsidiary without consent.

### Order Placement and Confirmation.

#### (a) Stocked Finished Goods (Workspace Category).

Fellowes be submitted via e-mail to [ci-orders@Fellowes.com](mailto:ci-orders@Fellowes.com). Orders must include "Ship To" and "Bill To" information along with complete Fellowes product model numbers and Customer cost. Government orders require a copy of the agency PO at the time the order is placed with Fellowes. All orders shall be subject to written acceptance by an authorized representative of Fellowes. Incomplete orders or changes will delay processing and shipment until receipt of all necessary information and Fellowes issuance of revised Sales Order Acknowledgment.

#### (b) For Made-to-Order, Special, and Custom Products (Furniture, Modular Walls, and Air Quality Management Categories)

Fellowes requires all orders to be submitted electronically via on-line order entry at [www.fellowes.com](http://www.fellowes.com), or in writing following Ordering Procedures. Fellowes recommends using design software for larger projects which allows the dealer to design, specify, and enter an order more efficiently and accurately which will assure completeness and avoid errors and duplications. Customer assumes all responsibility for the correct content of any order which has been acknowledged.

Upon receiving an order, Fellowes will send an acknowledgement with exact pricing information and a scheduled shipping date. Orders can also be confirmed on-line at [www.fellowes.com](http://www.fellowes.com). Customer is responsible for checking acknowledgements to ensure that the order is correct. Order will be processed as acknowledged.

### Order changes or cancellations.

All Customer cancellations and changes must be submitted to Fellowes in writing to [ci-orders@Fellowes.com](mailto:ci-orders@Fellowes.com). **Any request for cancellation or change to an order must be submitted within twenty-four (24) hours of receipt of order acknowledgement by Fellowes. Any requested cancellation or change received thereafter will incur a fee.** Order changes include the addition/deletion of line items or changes in quantity or requested Ship Date or Ship To address. Order changes that result in a quantity reduction may be subject to an adjustment in pricing. Change or cancellation requests are not considered accepted until Fellowes provides a revised Sales Order Acknowledgment. Changes may result in processing delays or shipping delays. Under no circumstances will changes or cancellations be accepted on any special order, custom product, or worksurface order without the express written consent of Fellowes. All such custom and special orders are non-returnable.

### Lead-Times and Delays.

Fellowes reserves the right to alter lead times as demand for products fluctuate. Stated lead-times begin after a complete order is entered and scheduled. Shipments are subject to product availability. Special products and larger orders may entail extended lead-times. Orders placed by dealers without a requested delivery date will be assigned a delivery date for custom product orders as currently published at [www.fellowes.com](http://www.fellowes.com). Please contact your customer service representative for estimated lead-times. If unforeseen circumstances occur, Fellowes may postpone delivery of orders and will notify Customer when such postponement occurs.

Fellowes shall not be liable for loss or damage due to delay in manufacturing or delivery resulting from any cause beyond Fellowes' reasonable control. This includes, but is not limited to, compliance with any regulations, orders, or instructions of any Federal, State, or Municipal Government, or any department or agency thereof, acts of God, acts or omissions of Customer, acts of civil or military authority, fires, strikes, disease or pandemic, factory shutdowns or alterations, embargoes, war, riot, delays in transportation or inability due to causes beyond Fellowes' reasonable control to obtain necessary labor, manufacturing facilities, or material from Fellowes' usual sources. In no event shall Fellowes be liable for special or consequential damages for any delay for any cause.



## Shipping and Transportation.

### (a) For Stocked Finished Goods

#### 48-hour shipping program

Fellowes offers 48-hour shipping on the majority of finished goods in that are in stock. Unless otherwise requested, these products are shipped from multiple shipping points throughout the U.S., within two business days of receiving the PO, depending on quantity ordered and available inventory. Orders that include products with longer lead times including special orders, custom products, or worksurface orders, are designated as "LT" (lead time) and therefore excluded from the 48-hour shipping program. Large orders may also require additional lead time. Products designated as LT could take up to 90 days for delivery after Fellowes' receipt of Customer's order. Call for on-hand availability.

#### Please note:

1. For the order to qualify for 48-hour shipping, all products on the PO must be available under the 48-hour shipping program.
2. POs that include LT designated products will be shipped based on the lead time of the LT designated products unless otherwise requested.
3. 48-hour orders will be shipped out within two business days of Fellowes' receipt of Customer's order unless otherwise specified on the PO.
4. Worksurfaces, Motific, Centro, and Railway may arrive on a date different than the other items on the order.

For all other purchases, delivery dates for the Goods shall be established by mutual agreement of Fellowes and Customer. The minimum order size is \$1500. Fellowes may at its option accept orders not meeting the minimum order size with a \$75 handling fee. Customer shall provide any special shipping or labeling requirements to Fellowes for consideration prior to the first shipment.

Freight terms are as follows:

For U.S.:

- Orders under \$2,500 list will incur a flat \$25 net fee
- Orders between \$2,501 list and \$5,000 list will incur a flat \$100 net fee
- Orders between \$5,001 list and \$7,000 list will incur a flat \$200 net fee
- Orders over \$7,001 list ship free
- Residential freight deliveries will incur a flat \$70 net fee.

For Canada:

- Orders under \$3,125 (CAD) list will incur a flat \$50 (CAD) net fee
- Orders between \$3,126 (CAD) list and \$6,250 (CAD) list will incur a flat \$125 (CAD) net fee
- Orders between \$6251 (CAD) list and \$9375 (CAD) list will incur a flat \$250 (CAD) net fee
- Orders over \$9,376 (CAD) list ship free
- Residential freight deliveries will incur a flat \$140 (CAD) net fee.

Fellowes ships orders by way of standard ground carrier service dock-to-dock within the contiguous 48 states of the United States. Special requests such as "call before delivery", "delivery lift gate required", residential delivery, re-routed deliveries, or specific delivery date/time requests may be subject to additional charges or may not be available. Contact our Customer Service Department for expedited delivery requests or deliveries outside of the contiguous 48 states. Customers will be charged additional fees for changes made to orders that have already departed the facility, resulting in re-delivery or re-consignment.

Fellowes accepts requests for expedited freight at the customer's expense. Please contact our Customer Service Department at 800.833.3746 and provide your preferred carrier account number in which to charge the expedited freight.

Unless an Invoice expressly specifies otherwise, all Goods shall be delivered F.O.B. the shipping platform at the shipping facility, and all shipping and transportation costs from the shipping platform at such facility shall be borne by Customer and all risk of loss, damage or late delivery shall pass to Customer upon loading at the shipping platform at such facility. Seller shall have no responsibility for any failure of or delay in delivery caused by or attributable to war, sabotage, riot, civil disorder, fire, flood, earthquake, explosion, accident, natural or manmade disaster, governmental action, shortage or interruption of supply of materials, supplies, equipment or energy, transportation problem, strike, labor stoppage or slowdown, or other cause beyond the reasonable control of Seller.

### (b) For Made-to-Order, Special, and Custom Products

All orders shipped to any destination within the contiguous United States, will be F.O.B. origin, freight prepaid. Except as noted above, title and risk of loss or damage shall pass to Customer upon delivery to carrier. Fellowes shall retain a Purchase Money Security Interest in all such goods until payment is received in full and reserves the right to file and perfect the same. Fellowes will determine the method and agency of transportation to be used.

Exceptions to standard prepaid freight are as follows:

- Customer directed expedites (Air Freight, Team Hauls) will be prepaid by Fellowes and Customer will be billed the difference between standard and expedited freight.
- Truckload deliveries that are requested to deliver on weekends, Holidays or after 12:00 noon EST on Fridays will have an additional charge of \$450 per truck.
- Excessive unloading (in excess of 2 hours) will be billed at \$50 per hour after the initial 4 hour unloading period.
- LTL shipments normally deliver between 8:00 am and 5:00 pm, Monday through Friday. A specific delivery time on your assigned delivery date can be requested for an additional charge of \$150. This charge does not apply to full-truckload shipments. Requests for specific dates/times falling outside standard delivery timeframe for the carrier serving your area constitute Expedites (see Customer-Directed Expedites, above). Expedite charges do apply to full-truckload shipments.
- Lift gate service will have an additional charge of \$85 for an LTL carrier. For lift gate service on a truckload, contact Customer Service.
- Inside delivery service starts at \$50. Call Customer Service for quote.
- Reconsignment cost after shipment starts at \$50. Call Customer Service for quote.
- Special equipment requirements call for a quote.

If delivery is made on Fellowes owned or leased equipment, Customer or its authorized representative is responsible for noting any freight damage or shortage on the freight bill of lading at time of delivery and must notify Fellowes within five (5) days of delivery day of any such damage or shortage. Assistance in a concealed damage claim will be provided by Fellowes only if the product has been immediately unpacked and both the carrier and Fellowes have been promptly notified of resultant damage so the proper inspection can be made.

### Damage and Shortage.

Fellowes is not responsible for shipped products when the common carrier is in receipt of the material. Fellowes expects all customers to thoroughly inspect orders on receipt regardless of point of delivery. Clear receipt should not be given on the material until it has been checked for damage in transit. All claims for noted damaged material must be made by the Customer to Fellowes Customer Service. Concealed damage or damage not noted at time of delivery shall be made by the Customer to the common carrier within five (5) days after receipt. Fellowes assumes no liability for such damage. Shortage on ordered products must be reported to Fellowes within five (5) days of product delivery and must be noted on the bill of lading at time of delivery.

### Storage.

When shipment is delayed by the Customer, Fellowes reserves the right to place the goods in storage at Customer's risk and cost. Fellowes charges ¼ of 1% of list price per week to cover storage. All terms and conditions of the sale, including but not limited to invoicing and payment, will continue to apply to Customer's confirmed order; except that title shall remain with Fellowes. Fellowes reserves the right to modify payment terms to assure recovery of any additional cost incurred.

### Returned Goods.

To receive authorization to return goods, please contact Fellowes' Customer Service Department. All Returned Materials Authorizations expire thirty (30) days from date of issue. Any product returned after thirty (30) days will be refused and returned to sender collect. Electrical components, nonstandard items and fabric-covered goods may not be returned. Replacement products will be billed to you with credit being issued upon return of the product in good condition. All goods returned must be in the original Fellowes packaging. Goods will be inspected for damage upon return. No credit will be issued for goods which are damaged. A return authorization will not be issued for items unless they are Fellowes stock items. If material is authorized for return because of Fellowes error, shipment may be made freight collect. Any other goods that Fellowes authorizes a return will be sent prepaid and a restocking charge of 35% will apply.

Fellowes offers free returns for any accessory product returned in the original Fellowes packaging.

Fellowes does not accept returns of any made to order, special or custom product.

### Installation.

Installation and servicing of Fellowes products are normally handled directly by Fellowes-authorized dealers. When this is not possible, assistance is available by calling Fellowes' Customer Service Department. On-site field measurement and installation support is available as a service. The fees are listed below:

Field Installation Assistance: 2 Day On-Site, \$1,200

Field Installation Assistance: 3 Days On-Site, \$1,800

Field Installation Assistance: 4 Days On-site, \$2,400

Field Installation Assistance: 5 Days On-Site, \$3,000

\*Days include ½ day travel to and ½ day travel from location. These fees are based on a minimum fourteen (14) business days advanced notification and booking.

\*Service requests booked less than fourteen (14) business days in advance may be subject to additional fees due to added travel cost. For more information or to place a request, contact Fellowes Customer Service at 1-800-833-3746.

## Product Usage and Compliance.

Customer assumes full responsibility for the application of Fellowes' product to Customer's use and compliance with Fellowes installation and maintenance instructions and reasonable load restrictions. Compliance to local code restrictions regarding fire, electrical, and building codes are the responsibility of the Customer or its authorized agent.

## Customer's Own Material or COM.

The Fellowes COM program allows customers to use special materials. By complying with the COM testing procedure in the steps below, Fellowes will be able to identify if your material is appropriate for application to the products you specify. To comply with the COM process, please follow these steps:

1. Select the COM material.
2. Check first with [www.fellowes.com/](http://www.fellowes.com/), and consult the COM library to determine if this material has already passed testing for manufacturability on the intended product.
3. If the material is pre-approved in the COM Library, customer must submit a *COM Order Submission Form* (available from Fellowes Customer Service Representative).
4. If the material requested is not in the COM Library, customer must submit a *COM test request* on-line at [www.fellowes.com](http://www.fellowes.com), send a sample of the COM material (see Test Yardage Requirements below) and include a list of Fellowes product numbers designated for the COM application. Material sample should include pattern name, pattern number and color, manufacturer, direction material should be applied, and Control number from the COM Request Form automated e-mail response.
5. Ship COM samples to:
 

U.S. Mail and UPS/ FedEx Shipment:  
 Fellowes - Attn: COM Request  
 13467 Quincy Street  
 Holland, MI 49424
6. You will be notified within five working days of receiving the material sample by Fellowes, whether your COM has been approved or disapproved for application.

### TEST YARDAGE REQUIREMENTS

TrendWall and Volo Tiles	4 yards
Fabric Screens	2 yards
Choices Panels	1½ yards
Capture Tiles, Intrinsic	1 yard
Freestanding, Ped	
Cushions, and Tackboards	
Flipper Doors	⅔ yard

**NOTE:** Most fabric houses have a yard- age minimum or an upcharge on less than one-yard cuts.

**NOTE:** All COM applications are priced at Grade 1 or Grade A.

If Customer desires to use its own material in the production of Fellowes' products, it is necessary to obtain the prior written consent of Fellowes. Whether purchased by Customer or by Fellowes on Customer's behalf, material provided by the Customer shall be shipped to Fellowes at Customer's sole expense and risk of loss. Fellowes will hold Customer's own materials for up to one (1) year from the date of receipt and thereafter return or dispose of such material at Customer's sole cost and expense.

Customer hereby holds Fellowes harmless against any and all claims for loss, liability, injury, or damage arising from use of Customer-provided material; and Customer takes full responsibility for performance and quality of Customer-provided material. Customer should also be aware that Customer-provided materials may not qualify for UL Listings and may not meet fire codes. Please discuss specific concerns and special needs with Fellowes Customer Service before to placing your order.

## Custom Color.

Fellowes' Custom Color program allows the customer to specify their own color on many of Fellowes' products. See [www.fellowes.com](http://www.fellowes.com) for product availability, individual product guidelines and lead times. Set up fees and lead times are product specific and will vary.

To request a Custom Color:

1. Complete a Custom Color Request form (available on [www.fellowes.com](http://www.fellowes.com)).
2. Send request form along with two 2"x3" samples to Fellowes Customer Service Color Coordinator.
3. After the receipt of the request, Fellowes will provide customer with one color sample.
4. If approved, Dealer or customer completes custom color form, providing the custom match color number on the back of the sample, signs, and returns by fax or mail to Custom Color Coordinator.

5. Samples will be matched under cool white florescent lighting. All orders processed under the Custom Color program will be manufactured within commercially acceptable tolerances.
6. If applicable, dealer will be sent an invoice for \$250 color matching fee per customer, per color. See Specials Request form for details.

**Limited Warranty; Limitations on Liability.**

Fellowes grants a limited warranty to the end-users of its Goods, the terms of which are included with each product. Fellowes warrants to the Customer solely that, subject to the terms, conditions and limitations hereof, the Goods conform to the specifications set forth in the Fellowes catalog and will be transferred to customer free and clear of any and all encumbrances. **FELLOWES MAKES NO OTHER WARRANTIES AND GIVES NO OTHER ASSURANCES OR GUARANTEES, EXPRESS OR IMPLIED, WITH RESPECT TO ANY GOODS, INCLUDING, WITHOUT LIMITATION, ANY WARRANTY OF FITNESS FOR A PARTICULAR PURPOSE.**

**FELLOWES' SOLE LIABILITY IN CONNECTION WITH ANY GOODS THAT ARE DEFECTIVE OR DELIVERED LATE SHALL BE LIMITED TO EITHER (i) REFUNDING TO THE CUSTOMER A PERCENTAGE OF THE TOTAL PRICE (EXCLUSIVE OF TAXES, SHIPPING AND OTHER SEPARATE CHARGES) THAT THE CUSTOMER HAS PAID TO FELLOWES FOR ALL GOODS PROVIDED EQUAL TO THE PERCENTAGE OF ALL GOODS PROVIDED THAT ARE DEFECTIVE OR DELIVERED LATE DUE TO THE SOLE FAULT OF FELLOWES AND ITS SUBCONTRACTORS, OR (ii) AT FELLOWES' OPTION, REPLACING FOR THE CUSTOMER, AT NO CHARGE TO THE CUSTOMER, THE GOODS THAT ARE DEFECTIVE OR DELIVERED LATE DUE TO THE SOLE FAULT OF FELLOWES AND ITS SUBCONTRACTORS.**

**IN NO EVENT SHALL FELLOWES OR ANY OF ITS SUBCONTRACTORS BE LIABLE FOR (i) ANY INCIDENTAL, INDIRECT, EXEMPLARY, SPECIAL OR CONSEQUENTIAL DAMAGES (INCLUDING, BUT NOT LIMITED TO, INTEREST, LOST PROFITS OR INTERRUPTION OF BUSINESS), EVEN IF FELLOWES HAS BEEN ADVISED OF THE POSSIBILITY OF SUCH DAMAGES OR IF SUCH DAMAGES RESULT FROM ANY RECOMMENDATIONS MADE BY FELLOWES, OR (ii) ANY LOSSES, DAMAGES, LIABILITIES, SUITS OR CLAIMS THAT ARE COVERED BY ANY INSURANCE MAINTAINED BY OR ON BEHALF OF THE CUSTOMER OR ARE OTHERWISE RECOVERABLE FROM THIRD PARTIES.**

IN ADDITION, THE LIABILITY OF FELLOWES AND ITS SUBCONTRACTORS FOR LOSSES, DAMAGES, LIABILITIES, SUITS AND CLAIMS, REGARDLESS OF THE FORM OF ACTION (WHETHER BASED ON CONTRACT, ON NEGLIGENCE, ON STRICT LIABILITY OR OTHERWISE) AND THE PERSON OR ENTITY BRINGING SUCH ACTION, SHALL NOT EXCEED, IN THE AGGREGATE, THE TOTAL AMOUNT (EXCLUSIVE OF TAXES, SHIPPING, AND OTHER SEPARATE CHARGES) ACTUALLY PAID TO SELLER BY THE CUSTOMER FOR THE GOODS AT ISSUE. ANY ACTION AGAINST SELLER MUST BE BROUGHT WITHIN ONE YEAR OF THE CAUSE OF ACTION FIRST ARISING.

**Lifetime Warranty.**

Fellowes warrants to the original purchaser that the products described in its price lists, sold after March 1, 2023, will be free from defects in materials and workmanship commencing with the date of initial purchase and continuing for as long as the original owner uses these products. This warranty provides limits on the following products:

	Products	Components
<b>10 Years</b>	Lighting Power Solutions Hana Series Palm Rests/Mouse Pads/ Pencil Drawers	Panel and Wall Textiles
<b>5 Years</b>		Upholstered Cushions PET and Acrylic Screens and Modesties Seating Mesh Plastic Components Paint
<b>Not Covered</b>		Customer's Own Material Custom Requested Logos Special Paint Textures and Finishes

The following exceptions apply to all product lines:

The Fellowes warranty applies to normal Eight hour, Forty hours per week office use.

Damage caused by improper treatment of the product including exposure to unusual environmental conditions (extreme climates, acids, and moisture)

This comprehensive warranty applies to all products installed or reconfigured by a Fellowes authorized installer. Fellowes will repair, or at its sole option, replace defective merchandise, free of charge, which, when used normally and pursuant to Fellowes' published instructions, and applicable planning guide information, prove to be defective within the period stated. This remedy is expressly agreed to be exclusive as a condition of sale. No person is authorized to assume for Fellowes

any warranty liability, except as expressly set forth in this paragraph, or set forth in writing by an authorized officer of the company.

Surface  
Materials

Any and all labor charge backs must be pre-approved by Fellowes' Customer Service Manager in writing. Fellowes will reimburse authorized Fellowes dealers and service centers with a credit against future orders.

TrendWall  
Information

This warranty does not apply to damage resulting from accident, alteration, transport, or misuse, as well as damage from normal wear and tear such as dents, nicks, scratches, fading and improper maintenance. Fellowes employs quality measures to ensure color consistency in our products. However, due to the effects of light and other environmental factors, no guarantee can be made for an exact match to product in an existing installation.

TrendWall  
Space  
Planning

Fellowes makes no warranty to purchasers who acquire products for personal, family, or household purposes, or to purchasers acquiring the product other than directly from Fellowes, its authorized dealers, or others who are specifically authorized by Fellowes to sell such products. Fellowes' liability with respect to its products shall not exceed that expressly set forth above irrespective of the theory upon which a claim might be based, including negligence. Under no circumstances shall Fellowes be liable for incidental or consequential damages. Original product label must be attached to the product in question.

The warranty period is not interrupted or prolonged by the performance of a service under the terms of the warranty. There are no other warranties except as expressly set forth above, either express or implied, and Fellowes expressly disclaims any warranty of design, merchantability or fitness for any purpose.

*This warranty supersedes all previously printed Fellowes warranties.*

TrendWall  
Panels

### **Governing Law and Dispute Resolution.**

In no case shall the 1980 U.N. Convention on Contracts for the International Sale of Goods apply.

If Seller is Fellowes, Inc. or any other subsidiary or joint venture of Fellowes, Inc. not listed below:

The construction, validity and performance of these Terms and Conditions shall be governed and construed according to the internal laws of the State of Illinois. Seller and Customer agree that any legal action arising out of or relating to this agreement or the transactions contemplated by this agreement shall be brought in either the United States District Court in and for the Eastern Division of the Northern District of Illinois or the Circuit Court in and for Du Page County, Illinois, and consents to personal jurisdiction of such courts over them in any such action. Seller and Customer waive any defense of inconvenient forum to the maintenance of any such action or proceeding so brought and waives any bond, surety, or other security that might be required of either Seller and Customer.

TrendWall  
Doors

If Seller is Fellowes Canada, Ltd.

The construction, validity and performance of these Terms and Conditions shall be governed and construed according to the internal laws of the Province of Ontario, without giving effect to any choice or conflict of law provision or rule that would cause the application of the laws of any jurisdiction other than the Province of Ontario. Each of the Parties agrees that any legal action arising out of or relating to this Agreement shall be brought in Ontario, Canada, and consents to the personal jurisdiction of such courts over the Parties in any such action. Each of the Parties waives any defense of inconvenient forum to the maintenance of any such action or proceeding so brought and waives any bond, surety, or other security that might be required of any Party hereto.

TrendWall  
Accessories

If Seller is Fellowes Ltd, Fellowes Ibérica S.L., Fellowes GmbH, Fellowes Polska S.A., Fellowes RU Ltd, Beswick Office Products (Pty) Ltd., Fellowes Leonardi S.p.A., or Fellowes France SA:

The construction, validity and performance of these Terms and Conditions shall be governed and construed according to the laws of England and Wales. Seller and Customer agree that any legal action arising out of or relating to this agreement or the transactions contemplated by this agreement shall be brought in England and Wales, and consents to personal jurisdiction of such courts over them in any such action. Any such action shall be conducted in English. Seller and Customer waive any defense of inconvenient forum to the maintenance of any such action or proceeding so brought and waives any bond, surety, or other security that might be required of either Seller and Customer.

TrendWall  
Conditions

If Seller is Fellowes (Australia) Pty. Ltd:

The construction, validity and performance of these Terms and Conditions shall be governed and construed according to the laws of Victoria, Australia. Seller and Customer agree that any legal action arising out of or relating to this agreement or the transactions contemplated by this agreement shall be brought in courts of the State of Victoria, and consents to personal jurisdiction of such courts over them in any such action. Any such action shall be conducted in English. Seller and Customer waive any defense of inconvenient forum to the maintenance of any such action or proceeding so brought and waives any bond, surety, or other security that might be required of either Seller and Customer.

TrendWall  
Electrical  
Components

If Seller is Fellowes Office Products Suzhou Co. Ltd, Fellowes Singapore, Fellowes Malaysia, Fellowes Korea Ltd:

The construction, validity and performance of these Terms and Conditions shall be governed and construed according to the internal laws of the State of Illinois. Any controversy or claim arising out of or relating to these Terms and Conditions, or the breach thereof, will be determined by arbitration administered by the International Centre for Dispute Resolution ("ICDR") in accordance with its International Arbitration Rules. A request for interim measures addressed by Seller and Customer to a judicial authority will not be deemed incompatible with the agreement to arbitrate or a waiver of the right to arbitrate. The place of arbitration will be Chicago, Illinois, U.S.A. The number of arbitrators shall be three (3); Seller and Customer will each appoint one (1) arbitrator, and ICDR will appoint a third arbitrator, who will be the presiding arbitrator. The language of the arbitration will be English. The arbitration award made by ICDR will be final and binding upon the parties. The costs of arbitration will be borne by the losing party, unless otherwise determined by the arbitration award.

TrendWall  
Terms &  
Policies



Notwithstanding the forgoing, if Customer is domiciled in the People's Republic of China or any other jurisdiction that does not enforce the judgments from a court of a jurisdiction designated by the foregoing paragraphs, the paragraph calling for arbitration with the ICDR shall apply.

### Relationship of parties.

References herein to "Customer" include the person or entity specifically identified in the Invoice as "Customer" and its divisions, subsidiaries and affiliated companies. The relationship of the Parties hereto is that of vendor and purchaser. Nothing in these Terms and Conditions, and no course of dealing between the Parties, shall be construed to create any other type of relationship. Accordingly, Customer shall not be empowered to bind Fellowes in any way, to incur any liability or otherwise act on behalf of Fellowes.

### Severability.

If any clause or portion of these Terms and Conditions shall be held by a court of competent jurisdiction to be illegal, invalid, or unenforceable, the remaining clauses or portions shall remain in full force and effect.

### Force majeure.

Fellowes shall not be liable hereunder for any failure or delay in the performance of its obligations under these Terms and Conditions, if such failure or delay is on account of causes beyond its control, including labor disputes, civil commotion, contagion, pandemic, war, fires, floods, inclement weather, governmental regulations or controls, casualty, government authority, strikes, or acts of God, in which event the Fellowes shall be excused from its obligations for the period of the delay and for a reasonable time thereafter. Fellowes shall use reasonable efforts to notify the other Party of the occurrence of such an event within five business days of its occurrence.

### Fellowes Customer Service Contacts:

#### **Workspace**

Phone: 800-833-3746

Email: [cimesacustomerservice@fellowes.com](mailto:cimesacustomerservice@fellowes.com)

#### **Furniture, Modular Walls, and Air Quality Management**

Phone: 800-893-8115

Email: [ciquincycustomerservice@fellowes.com](mailto:ciquincycustomerservice@fellowes.com)

Surface  
Materials

TrendWall  
Information

TrendWall  
Space  
Planning

TrendWall  
Panels

TrendWall  
Doors

TrendWall  
Accessories

TrendWall  
Conditions

TrendWall  
Electrical  
Components

TrendWall  
Terms &  
Policies

## Lifetime Warranty

Fellowes warrants to the original purchaser that the products described in its price lists, sold after May 1, 2023, will be free from defects in materials and workmanship commencing with the date of initial purchase and continuing for as long as the original owner uses these products. This warranty provides limits on the following products:

	Products	Components
10 Years	<ul style="list-style-type: none"> <li>• Lighting</li> <li>• Power Solutions</li> <li>• Hana Series</li> <li>• Palm Rests/Mouse Pads/ Pencil Drawers</li> </ul>	<ul style="list-style-type: none"> <li>• Panel and Wall Textiles</li> </ul>
5 Years		<ul style="list-style-type: none"> <li>• Upholstered Cushions</li> <li>• PET and Acrylic Screens and Modesties</li> <li>• Seating Mesh</li> <li>• Plastic Components</li> <li>• Paint</li> </ul>
Not Covered		<ul style="list-style-type: none"> <li>• Customer's Own Material</li> <li>• Custom Requested Logos</li> <li>• Special Paint Textures and Finishes</li> </ul>

The following exceptions apply to all product lines:

- The Fellowes warranty applies to normal Eight hour, Forty hours per week office use.
- Damage caused by improper treatment of the product including exposure to unusual environmental conditions (extreme climates, acids, and moisture)

This comprehensive warranty applies to all products installed or reconfigured by a Fellowes authorized installer. Fellowes will repair, or at its sole option, replace defective merchandise, free of charge, which, when used normally and pursuant to Fellowes' published instructions, and applicable planning guide information, prove to be defective within the period stated. This remedy is expressly agreed to be exclusive as a condition of sale. No person is authorized to assume for Fellowes any warranty liability, except as expressly set forth in this paragraph, or set forth in writing by an authorized officer of the company.

Any and all labor charge backs must be pre-approved by Fellowes' Customer Service Manager in writing. Fellowes will reimburse authorized Fellowes dealers and service centers with a credit against future orders.

This warranty does not apply to damage resulting from accident, alteration, transport, or misuse, as well as damage from normal

wear and tear such as dents, nicks, scratches, fading and improper maintenance. Fellowes employs quality measures to ensure color consistency in our products. However, due to the effects of light and other environmental factors, no guarantee can be made for an exact match to product in an existing installation.

Fellowes makes no warranty to purchasers who acquire products for personal, family, or household purposes, or to purchasers acquiring the product other than directly from Fellowes, its authorized dealers, or others who are specifically authorized by Fellowes to sell such products. Fellowes' liability with respect to its products shall not exceed that expressly set forth above irrespective of the theory upon which a claim might be based, including negligence. Under no circumstances shall Fellowes be liable for incidental or consequential damages. Original product label must be attached to the product in question.

The warranty period is not interrupted or prolonged by the performance of a service under the terms of the warranty. There are no other warranties except as expressly set forth above, either express or implied, and Fellowes expressly disclaims any warranty of design, merchantability or fitness for any purpose.

*This warranty supersedes all previously printed Fellowes warranties.*